



AGENDA SUBMITTAL TO SOLANO COUNTY SUPERVISORS

RECEIVED
11-28-95

SUBJECT		BOARD MEETING DATE	AGENDA NUMBER
Certification and Results of the November 7, 1995 Consolidated Districts Election		November 28, 1995	10
Department	Registrar of Voters Pat Kemper, x6675	Supervisorial District Number <u>All</u>	
Public Hearing Required		Yes	No <u>X</u>

DEPARTMENTAL RECOMMENDATION:

Receive and file the Registrar of Voter's Certification and results of the Consolidated Districts Election for Solano County, held on November 7, 1995

CAO RECOMMENDATION:



APPROVE DEPARTMENT RECOMMENDATION

SUMMARY:

Statement of results of votes by precincts submitted to the voters in Solano County for the election of City of Fairfield, City of Vallejo, City of Suisun, Cordelia Fire Protection District, Solano Board of Education, Area 7, Benicia Unified School District, Dixon Unified School District, Fairfield-Suisun Unified School District, Travis Unified School District Areas 1 & 2, Vacaville Unified School District Areas 1 & 2, Vallejo City Unified School District and Winters Unified School District Area 2.

DISCUSSION:

The Registrar of Voters is required by Election Code, sections 15308 and 15309, to submit to the Board of Supervisors certified results for the election held Tuesday November 7, 1995.



ALTERNATIVES:

None


OTHER AGENCY INVOLVEMENT:

City of Fairfield, City of Vallejo, Cordelia Fire Protection District, City of Suisun, Solano County Board of Education, Benicia Unified School District, Dixon Unified School District, Fairfield-Suisun Unified School District, Travis Unified School District, Vacaville Unified School District, Vallejo City Unified School District, Winters Unified School District.

FINANCING:

None

DEPARTMENT HEAD SIGNATURE:

A handwritten signature in cursive script, appearing to read "Pat Kemper", is written over a horizontal line.

**Director
Department**

PAT KEMPER
REGISTRAR OF VOTERS
510 CLAY STREET
FAIRFIELD, CA 94533
PHONE (707) 421-6675



MAILING ADDRESS
REGISTRAR OF VOTERS
ELECTIONS
P.O. BOX "I"
FAIRFIELD, CA 94533

CERTIFICATE OF REGISTRAR OF VOTERS TO RESULT OF THE CANVASS
OF THE CONSOLIDATED DISTRICTS ELECTION RETURNS

STATE OF CALIFORNIA)
) ss
COUNTY OF SOLANO)

I PAT KEMPER, REGISTRAR OF VOTERS of the County of Solano, hereby certify that on November 20, 1995, I canvassed the returns of the Consolidated Districts Election held on November 7, 1995 and the total number of ballots cast in said consolidated districts and the total number of votes for and against in said districts and in each of the respective precincts therein, are as follows, and the totals as shown for and against said districts are full, true and correct.

IN WITNESS WHEREOF, I have hereunto set my hand and official seal this 20th day of November, 1995.

Pat Kemper
PAT KEMPER, REGISTRAR OF VOTERS

Precinct	Voters	Trnout	Pct	A	B	C	D	E	F	G	H	I	J	K	L
Precinct Number 101020	689	167	24.2	0	0	14	67	42	101	36	50				
Precinct Number 101030	646	123	19.0	0	0	2	42	48	74	23	36				
Precinct Number 101040	631	82	13.0	0	0	6	15	29	45	18	37				
Precinct Number 101050	866	170	19.6	5	1	16	21	71	103	28	51				
Precinct Number 101060	707	131	18.5	0	0	10	32	49	81	26	31				
Precinct Number 101110	571	141	24.7	0	0	11	26	45	98	27	42				
Precinct Number 101115	972	204	21.0	3	0	10	49	60	130	30	74				
Precinct Number 101125	602	136	22.6	0	1	14	58	39	84	19	37				
Precinct Number 101130	613	123	20.1	0	2	8	28	28	75	20	49				
Precinct Number 101135	536	94	17.5	0	2	9	16	27	57	19	35				
Precinct Number 101150	965	173	17.9	0	1	19	41	61	98	29	52				
Precinct Number 101160	525	78	14.9	0	1	1	19	34	57	18	17				
Precinct Number 101170	954	177	18.6	0	0	27	36	47	93	42	69				
Precinct Number 101180	903	173	19.2	0	1	23	55	64	96	36	53				
Precinct Number 101190	763	146	19.1	0	1	4	44	46	98	27	55				
Precinct Number 101195	913	177	19.4	0	1	14	40	68	113	29	59				
Precinct Number 101196	701	169	24.1	1	0	14	35	48	103	23	73				
Precinct Number 101197	929	195	21.0	0	1	17	61	64	119	36	65				
Precinct Number 101198	1173	160	13.6	0	0	13	56	51	86	25	66				
Precinct Number 999002	36	9	25.0	1	0	0	5	2	5	2	0				
Precinct Number 999003	3	3	100.0	0	0	1	0	1	3	0	0				
Precinct Number 999005	0	0	0.0	0	0	0	0	0	0	0	0				
==> Precinct Totals	14698	2831	19.3	10	12	233	746	924	1719	513	951				
==> Absentee Totals	0	913	0.0	4	0	79	305	282	533	171	278				
> Total Votes	14698	3744	25.5	14	12	312	1051	1206	2252	684	1229				

C O L U M N L E G E N D

A: BENICIA UNIF SCHOOL DIST Blank Votes	D: BENICIA UNIF SCHOOL DIST REGINA WESTMORELAND	G: BENICIA UNIF SCHOOL DIST MICHAEL BORONKAY	J:
B: BENICIA UNIF SCHOOL DIST Over Votes	E: BENICIA UNIF SCHOOL DIST LOUISE LAMB	H: BENICIA UNIF SCHOOL DIST SHELI R. RYAN	K:
C: BENICIA UNIF SCHOOL DIST JAN HEERMAN	F: BENICIA UNIF SCHOOL DIST PIERRE T. BIDOU	I:	L:

Precinct	Voters	Trnout	Pct	A	B	C	D	E	F	G	H	I	J	K	L
Precinct Number 101310	635	141	22.2	0	0	15	79	71	33	31	5	24			
Precinct Number 101311	1048	245	23.4	0	2	23	118	133	47	73	17	32			
Precinct Number 101312	735	178	24.2	0	0	25	81	82	35	55	10	21			
Precinct Number 101320	879	257	29.2	0	0	35	119	142	53	54	16	51			
Precinct Number 101330	610	147	24.1	0	1	25	76	82	28	39	6	9			
Precinct Number 101340	890	252	28.3	0	0	37	132	169	42	61	8	29			
Precinct Number 101350	880	267	30.3	0	1	35	151	155	40	59	5	40			
Precinct Number 102210	1076	150	13.9	0	0	24	59	88	22	49	8	28			
Precinct Number 999017	221	44	19.9	1	0	5	12	16	14	18	4	6			
==> Precinct Totals	6974	1681	24.1	1	4	224	827	938	314	439	79	240			
==> Absentee Totals	0	337	0.0	4	1	74	143	168	65	81	22	52			
==> Total Votes	6974	2018	28.9	5	5	298	970	1106	379	520	101	292			

C O L U M N L E G E N D

A: DIXON UNIF SCHOOL DIST Blank Votes	D: DIXON UNIF SCHOOL DIST CARLOS R. GUTIERREZ	G: DIXON UNIF SCHOOL DIST OURANIA RIDDLE	J:
B: DIXON UNIF SCHOOL DIST Over Votes	E: DIXON UNIF SCHOOL DIST ERNEST C. VAN SANT	H: DIXON UNIF SCHOOL DIST DANIEL M. MATTINGLY	K:
C: DIXON UNIF SCHOOL DIST GEORGIA WILLIAMS	F: DIXON UNIF SCHOOL DIST PATRICIA M. SCHOLL	I: DIXON UNIF SCHOOL DIST SHAWN TUTT	L:

Precinct	Voters	Trnout	Pct	A	B	C	D	E	F	G	H	I	J	K	L
Precinct Number 101510	825	283	34.3	6	0	150	153	176	102	144	116				
Precinct Number 101515	1021	316	31.0	8	1	143	192	189	102	176	123				
Precinct Number 101520	882	258	29.3	5	0	124	136	168	75	134	118				
Precinct Number 101525	684	169	24.7	5	0	81	107	100	56	94	68				
Precinct Number 101530	903	261	28.9	5	0	115	153	163	98	138	119				
Precinct Number 101531	1181	331	28.0	10	0	175	202	188	88	208	107				
Precinct Number 101535	913	160	17.5	10	1	74	111	91	65	82	57				
Precinct Number 101536	844	211	25.0	8	0	96	135	137	70	104	90				
Precinct Number 101540	645	141	21.9	2	2	58	84	92	56	82	73				
Precinct Number 101545	438	102	23.3	0	0	36	58	72	48	54	49				
Precinct Number 101550	551	149	27.0	2	2	64	106	90	52	77	71				
Precinct Number 101560	567	121	21.3	4	0	50	75	69	63	60	55				
Precinct Number 101570	792	118	14.9	3	0	55	75	73	49	58	48				
Precinct Number 101580	917	163	17.8	8	1	68	84	93	56	84	71				
Precinct Number 101592	1003	220	21.9	1	0	75	153	129	101	87	100				
Precinct Number 101593	1123	162	14.4	4	0	63	112	82	76	68	77				
Precinct Number 101594	370	61	16.5	0	0	29	47	37	11	34	25				
Precinct Number 101600	621	125	20.1	5	0	54	60	82	47	59	55				
Precinct Number 101605	535	180	33.6	7	0	84	116	112	51	97	73				
Precinct Number 101615	580	140	24.1	3	0	56	93	83	41	60	60				
Precinct Number 101620	452	111	24.6	2	0	57	72	68	42	62	47				
Precinct Number 101625	576	125	21.7	5	0	49	74	62	34	72	53				
Precinct Number 101630	528	144	27.3	6	1	72	89	80	45	80	63				
Precinct Number 101635	573	85	14.8	2	0	40	52	56	34	38	39				
Precinct Number 101640	784	159	20.3	4	2	61	101	93	57	88	68				
Precinct Number 101645	630	145	23.0	2	0	73	84	89	69	70	63				
Precinct Number 101650	481	95	19.8	2	2	44	64	61	42	48	48				
Precinct Number 101655	710	104	14.6	2	0	50	72	63	42	57	45				
Precinct Number 101660	765	160	20.9	0	2	92	103	88	59	75	62				
Precinct Number 101670	493	96	19.5	0	1	59	50	57	42	45	43				
Precinct Number 101675	521	96	18.4	1	1	42	49	54	38	58	39				
Precinct Number 101680	966	232	24.0	18	0	98	143	132	80	115	79				
Precinct Number 101710	809	158	19.5	7	0	66	85	96	73	92	64				
Precinct Number 101720	631	160	25.4	4	0	81	104	101	54	82	74				
Precinct Number 101730	571	189	33.1	6	2	96	110	112	61	91	102				
Precinct Number 101740	802	196	24.4	5	0	79	130	120	59	93	83				
Precinct Number 101750	609	107	17.6	0	0	48	65	72	40	64	51				
Precinct Number 101770	558	120	21.5	7	0	51	54	72	43	52	58				
Precinct Number 101780	602	171	28.4	2	0	90	107	118	58	74	81				

C O L U M N L E G E N D

A: FFLD-SUISUN SCHOOL DIST
Blank Votes

D: FFLD-SUISUN SCHOOL DIST
SUSAN HEUMPHREUS

G: FFLD-SUISUN SCHOOL DIST
KATHLEEN LA PLANTE

J:

B: FFLD-SUISUN SCHOOL DIST
Over Votes

E: FFLD-SUISUN SCHOOL DIST
MIKE HELMS

H: FFLD-SUISUN SCHOOL DIST
WILLIAM LOW

K:

C: FFLD-SUISUN SCHOOL DIST
COMPTON T. HARRIS

F: FFLD-SUISUN SCHOOL DIST
AIMEE CHIOFALO

I:

L:

Precinct	Voters	Trnout	Pct	A	B	C	D	E	F	G	H	I	J	K	L
Precinct Number 101790	630	127	20.2	5	2	47	77	83	46	54	53				
Precinct Number 101810	620	112	18.1	0	0	60	71	75	54	64	47				
Precinct Number 101820	658	182	27.7	5	0	85	103	119	61	89	79				
Precinct Number 101830	687	181	26.3	3	0	91	116	115	70	97	82				
Precinct Number 101831	817	276	33.8	4	0	136	163	182	102	157	113				
Precinct Number 101832	1157	263	22.7	0	0	133	178	179	106	139	100				
Precinct Number 101840	851	199	23.4	17	1	88	123	128	80	96	93				
Precinct Number 101841	764	151	19.8	6	1	75	87	81	69	76	54				
Precinct Number 101910	871	235	27.0	6	0	105	168	109	42	132	75				
Precinct Number 101930	680	190	27.9	8	0	87	130	66	32	117	55				
Precinct Number 102310	1090	411	37.7	23	3	139	186	210	200	165	206				
Precinct Number 102319	529	187	35.3	9	0	80	120	116	69	94	74				
Precinct Number 102320	664	193	29.1	15	0	72	111	99	80	84	90				
Precinct Number 102321	664	192	28.9	8	3	75	133	114	80	107	70				
Precinct Number 102322	933	204	21.9	16	0	78	105	110	90	75	88				
Precinct Number 102323	768	251	32.7	10	1	122	160	140	124	141	107				
Precinct Number 102324	699	265	37.9	25	1	96	156	143	109	119	109				
Precinct Number 102325	694	239	34.4	8	2	115	144	140	94	122	130				
Precinct Number 102326	592	195	32.9	17	1	86	112	120	78	99	72				
Precinct Number 102327	885	253	28.6	9	2	116	167	131	106	136	86				
Precinct Number 102328	1033	371	35.9	15	7	177	229	190	141	197	138				
Precinct Number 102329	916	271	29.6	15	1	113	163	132	129	110	120				
Precinct Number 102330	500	148	29.6	10	1	64	96	96	47	77	64				
Precinct Number 102510	366	62	16.9	1	0	26	37	35	28	34	33				
Precinct Number 102551	144	65	45.1	2	0	29	47	34	29	38	40				
Precinct Number 102630	331	90	27.2	0	0	35	55	58	20	54	42				
Precinct Number 999001	140	55	39.3	1	0	28	36	32	21	37	33				
Precinct Number 999011	247	60	24.3	2	0	31	36	31	24	30	29				
Precinct Number 999014	10	0	0.0	0	0	0	0	0	0	0	0				
==> Precinct Totals	46396	11752	25.3	411	44	5287	7169	6888	4410	5996	4999				
==> Absentee Totals	0	2627	0.0	104	5	1123	1582	1510	1037	1389	1220				
==> Total Votes	46396	14379	31.0	515	49	6410	8751	8398	5447	7385	6219				

C O L U M N L E G E N D

A: FFLD-SUISUN SCHOOL DIST
Blank Votes

D: FFLD-SUISUN SCHOOL DIST
SUSAN HEUMPHREUS

G: FFLD-SUISUN SCHOOL DIST
KATHLEEN LA PLANTE

J:

B: FFLD-SUISUN SCHOOL DIST
Over Votes

E: FFLD-SUISUN SCHOOL DIST
MIKE HELMS

H: FFLD-SUISUN SCHOOL DIST
WILLIAM LOW

K:

C: FFLD-SUISUN SCHOOL DIST
COMPTON T. HARRIS

F: FFLD-SUISUN SCHOOL DIST
AIMEE CHIOFALO

I:

L:

Precinct	Voters	Trnout	Pct	A	B	C	D	E	F	G	H	I	J	K	L
Precinct Number 101695	325	92	28.3	1	0	19	4	22							
Precinct Number 102800	767	108	14.1	1	1	30	1	21							
Precinct Number 102810	520	94	18.1	0	0	14	2	31							
Precinct Number 103520	778	190	24.4	8	0	109	11	62							
Precinct Number 103521	987	176	17.8	8	0	122	5	41							
Precinct Number 103522	508	128	25.2	3	1	76	5	43							
Precinct Number 103530	603	122	20.2	2	0	77	9	34							
Precinct Number 103531	997	129	12.9	1	0	73	6	49							
Precinct Number 999019	78	32	41.0	4	0	11	2	15							
==> Precinct Totals	5563	1071	19.3	28	2	531	45	318							
==> Absentee Totals	0	266	0.0	13	2	131	18	70							
==> Total Votes	5563	1337	24.0	41	4	662	63	388							

C O L U M N L E G E N D

A: TRAVIS UNIF SCH DIST 1
Blank Votes

D: TRAVIS UNIF SCH DIST 1
SHANNON D. DOGAN

G:

J:

B: TRAVIS UNIF SCH DIST 1
Over Votes

E: TRAVIS UNIF SCH DIST 1
SHIRLEY R. ROBBINS

H:

K:

C: TRAVIS UNIF SCH DIST 1
TEENA EDWARDS

F:

I:

L:

Precinct	Voters	Trnout	Pct	A	B	C	D	E	F	G	H	I	J	K	L
Precinct Number 101695	325	92	28.3	1	0	15	23	12	10	19	30	20			
Precinct Number 102800	767	108	14.1	1	0	16	26	12	18	13	33	20			
Precinct Number 102810	520	94	18.1	1	0	25	19	9	25	18	13	10			
Precinct Number 103520	778	190	24.4	0	1	53	93	20	62	103	101	60			
Precinct Number 103521	987	176	17.8	1	0	43	93	35	41	88	112	75			
Precinct Number 103522	508	128	25.2	0	0	44	61	33	37	54	81	46			
Precinct Number 103530	603	122	20.2	0	1	28	67	22	32	61	81	42			
Precinct Number 103531	997	129	12.9	2	0	55	48	22	44	51	62	55			
Precinct Number 999019	78	32	41.0	2	0	13	8	7	13	5	17	6			
==> Precinct Totals	5563	1071	19.3	8	2	292	438	172	282	412	530	334			
==> Absentee Totals	0	266	0.0	4	0	68	110	41	70	98	137	75			
==> Total Votes	5563	1337	24.0	12	2	360	548	213	352	510	667	409			

C O L U M N L E G E N D

A: TRAVIS UNIF SCH DIST 2
Blank Votes

D: TRAVIS UNIF SCH DIST 2
MICHAEL R. CHRISTENSEN

G: TRAVIS UNIF SCH DIST 2
ED SANDERSON

J:

B: TRAVIS UNIF SCH DIST 2
Over Votes

E: TRAVIS UNIF SCH DIST 2
OLA M. GEORGE

H: TRAVIS UNIF SCH DIST 2
MARY ANN MARTINEZ

K:

C: TRAVIS UNIF SCH DIST 2
JAMES J. PASCZNK

F: TRAVIS UNIF SCH DIST 2
STEPHEN D. BABB

I: TRAVIS UNIF SCH DIST 2
PHILIP R. MC CAFFREY, SR

L:

Precinct	Voters	Trnout	Pct	A	B	C	D	E	F	G	H	I	J	K	L
Precinct Number 101400	432	46	10.6	1	0	13	25	8	29						
Precinct Number 103010	944	212	22.5	1	0	130	112	46	106						
Precinct Number 103020	599	124	20.7	1	0	63	75	26	66						
Precinct Number 103030	871	135	15.5	1	0	56	52	48	90						
Precinct Number 103040	636	108	17.0	1	1	51	49	27	62						
Precinct Number 103060	763	139	18.2	0	0	66	70	47	65						
Precinct Number 103070	798	178	22.3	1	0	65	106	57	97						
Precinct Number 103110	530	134	25.3	0	0	59	91	27	64						
Precinct Number 103120	586	135	23.0	1	0	55	82	30	73						
Precinct Number 103130	651	118	18.1	0	0	46	96	24	48						
Precinct Number 103140	620	124	20.0	1	0	46	84	21	80						
Precinct Number 103150	544	75	13.8	0	0	38	43	23	37						
Precinct Number 103160	555	71	12.8	0	1	33	30	28	37						
Precinct Number 103170	432	17	3.9	0	0	3	8	8	10						
Precinct Number 103180	653	69	10.6	0	0	35	42	16	37						
Precinct Number 103181	805	109	13.5	3	0	55	49	30	48						
Precinct Number 103182	831	75	9.0	0	0	31	36	27	43						
Precinct Number 103183	1154	117	10.1	0	0	62	58	24	70						
Precinct Number 103210	767	78	10.2	0	0	35	41	16	44						
Precinct Number 103221	611	51	8.3	3	0	24	21	13	27						
Precinct Number 103230	622	53	8.5	2	1	29	34	9	23						
Precinct Number 103240	692	55	7.9	2	0	24	26	20	25						
Precinct Number 103250	569	59	10.4	0	0	23	26	18	36						
Precinct Number 103260	761	89	11.7	1	0	30	42	27	61						
Precinct Number 103300	710	106	14.9	1	0	42	63	22	61						
Precinct Number 103310	336	33	9.8	0	0	14	22	9	17						
Precinct Number 103311	952	157	16.5	2	1	64	74	35	96						
Precinct Number 103320	297	16	5.4	0	0	2	11	3	10						
Precinct Number 103321	941	97	10.3	1	0	47	36	28	58						
Precinct Number 103420	199	21	10.6	0	0	10	15	8	8						
Precinct Number 103430	965	178	18.4	1	0	81	91	42	119						
Precinct Number 103431	902	73	8.1	2	0	46	37	18	24						
Precinct Number 103440	562	59	10.5	0	1	21	29	18	33						
Precinct Number 103450	375	64	17.1	1	1	26	31	17	42						
Precinct Number 103461	606	72	11.9	0	0	36	52	8	35						
Precinct Number 103462	1193	106	8.9	5	0	48	58	17	63						
Precinct Number 103470	836	58	6.9	1	0	23	21	23	32						
Precinct Number 103480	690	74	10.7	2	0	35	52	13	28						
Precinct Number 103490	503	66	13.1	0	1	36	36	21	32						

C O L U M N L E G E N D

A: VACAVILLE SCHOOL DIST 1
Blank Votes

D: VACAVILLE SCHOOL DIST 1
NICHOLAS D. ESPLIN

G:

J:

B: VACAVILLE SCHOOL DIST 1
Over Votes

E: VACAVILLE SCHOOL DIST 1
DALE BORDEN

H:

K:

C: VACAVILLE SCHOOL DIST 1
DAN POWELL

F: VACAVILLE SCHOOL DIST 1
PATRICIA M. BRADANINI

I:

L:

Precinct	Voters	Trnout	Pct	A	B	C	D	E	F	G	H	I	J	K	L
Precinct Number 103500	619	66	10.7	1	0	39	23	26	34						
Precinct Number 103510	737	77	10.4	6	0	33	38	20	33						
Precinct Number 103540	563	56	9.9	1	0	30	29	14	25						
Precinct Number 103550	505	47	9.3	0	0	25	22	16	22						
Precinct Number 103560	603	44	7.3	0	0	24	27	8	17						
Precinct Number 103570	825	34	4.1	0	0	18	16	7	17						
Precinct Number 103571	891	104	11.7	3	1	49	52	18	52						
Precinct Number 103580	982	100	10.2	0	1	52	50	24	49						
Precinct Number 103590	519	49	9.4	0	0	23	25	16	27						
Precinct Number 103591	924	82	8.9	3	1	38	51	20	32						
Precinct Number 999082	116	50	43.1	0	0	22	25	5	26						
==> Precinct Totals	33777	4260	12.6	49	10	1956	2284	1076	2270						
==> Absentee Totals	0	1540	0.0	26	2	678	804	359	834						
==> Total Votes	33777	5800	17.2	75	12	2634	3088	1435	3104						

C O L U M N L E G E N D

A: VACAVILLE SCHOOL DIST 1
Blank Votes

D: VACAVILLE SCHOOL DIST 1
NICHOLAS D. ESPLIN

G:

J:

B: VACAVILLE SCHOOL DIST 1
Over Votes

E: VACAVILLE SCHOOL DIST 1
DALE BORDEN

H:

K:

C: VACAVILLE SCHOOL DIST 1
DAN POWELL

F: VACAVILLE SCHOOL DIST 1
PATRICIA M. BRADANINI

I:

L:

Precinct	Voters	Trnout	Pct	A	B	C	D	E	F	G	H	I	J	K	L
Precinct Number 101400	432	46	10.6	2	0	22	17	15	16						
Precinct Number 103010	944	212	22.5	13	0	135	113	62	58						
Precinct Number 103020	599	124	20.7	1	1	77	74	42	31						
Precinct Number 103030	871	135	15.5	7	0	79	61	45	38						
Precinct Number 103040	636	108	17.0	3	0	69	61	26	29						
Precinct Number 103060	763	139	18.2	11	0	72	66	41	46						
Precinct Number 103070	798	178	22.3	19	1	101	100	55	37						
Precinct Number 103110	530	134	25.3	4	0	92	74	39	20						
Precinct Number 103120	586	135	23.0	8	0	83	60	47	30						
Precinct Number 103130	651	118	18.1	9	0	82	75	20	17						
Precinct Number 103140	620	124	20.0	13	0	75	75	28	23						
Precinct Number 103150	544	75	13.8	1	0	42	39	36	22						
Precinct Number 103160	555	71	12.8	13	0	32	36	22	16						
Precinct Number 103170	432	17	3.9	1	0	7	8	9	5						
Precinct Number 103180	653	69	10.6	3	0	37	34	27	23						
Precinct Number 103181	805	109	13.5	5	1	57	58	39	23						
Precinct Number 103182	831	75	9.0	4	0	27	34	33	25						
Precinct Number 103183	1154	117	10.1	2	0	71	58	44	34						
Precinct Number 103210	767	78	10.2	3	0	45	42	18	26						
Precinct Number 103221	611	51	8.3	2	0	26	18	20	15						
Precinct Number 103230	622	53	8.5	2	0	35	36	12	14						
Precinct Number 103240	692	55	7.9	1	0	23	26	16	27						
Precinct Number 103250	569	59	10.4	2	0	31	32	21	17						
Precinct Number 103260	761	89	11.7	3	0	57	63	24	16						
Precinct Number 103300	710	106	14.9	7	0	58	58	35	23						
Precinct Number 103310	336	33	9.8	1	0	20	24	11	6						
Precinct Number 103311	952	157	16.5	9	0	90	83	58	27						
Precinct Number 103320	297	16	5.4	0	0	9	10	6	1						
Precinct Number 103321	941	97	10.3	5	0	47	39	42	34						
Precinct Number 103420	199	21	10.6	2	0	11	15	5	6						
Precinct Number 103430	965	178	18.4	5	0	114	116	55	33						
Precinct Number 103431	902	73	8.1	0	0	44	46	21	17						
Precinct Number 103440	562	59	10.5	3	0	33	32	21	14						
Precinct Number 103450	375	64	17.1	3	1	36	39	20	18						
Precinct Number 103461	606	72	11.9	1	0	56	52	17	5						
Precinct Number 103462	1193	106	8.9	2	0	62	65	37	25						
Precinct Number 103470	836	58	6.9	1	0	32	33	18	19						
Precinct Number 103480	690	74	10.7	0	0	47	49	14	18						
Precinct Number 103490	503	66	13.1	2	0	38	40	25	15						

C O L U M N L E G E N D

A: VACAVILLE SCHOOL DIST 2
Blank Votes

D: VACAVILLE SCHOOL DIST 2
KATHLEEN M. COLLIER

G:

J:

B: VACAVILLE SCHOOL DIST 2
Over Votes

E: VACAVILLE SCHOOL DIST 2
JEFFREY DEPEW

H:

K:

C: VACAVILLE SCHOOL DIST 2
SARAH E. CHAPMAN

F: VACAVILLE SCHOOL DIST 2
LARRY RICKETTS

I:

L:

Precinct	Voters	Trnout	Pct	A	B	C	D	E	F	G	H	I	J	K	L
Precinct Number 103500	619	66	10.7	2	0	42	33	19	24						
Precinct Number 103510	737	77	10.4	0	0	52	44	16	19						
Precinct Number 103540	563	56	9.9	0	0	38	29	25	10						
Precinct Number 103550	505	47	9.3	0	0	30	33	10	12						
Precinct Number 103560	603	44	7.3	2	0	24	28	9	11						
Precinct Number 103570	825	34	4.1	2	0	22	22	8	6						
Precinct Number 103571	891	104	11.7	2	1	58	66	29	26						
Precinct Number 103580	982	100	10.2	1	0	65	64	17	26						
Precinct Number 103590	519	49	9.4	0	0	40	31	9	12						
Precinct Number 103591	924	82	8.9	5	1	43	47	32	20						
Precinct Number 999082	116	50	43.1	2	0	30	28	17	5						
==> Precinct Totals	33777	4260	12.6	189	6	2518	2386	1317	1040						
==> Absentee Totals	0	1540	0.0	63	2	839	847	545	379						
==> Total Votes	33777	5800	17.2	252	8	3357	3233	1862	1419						

C O L U M N L E G E N D

A: VACAVILLE SCHOOL DIST 2
Blank Votes

D: VACAVILLE SCHOOL DIST 2
KATHLEEN M. COLLIER

G:

J:

B: VACAVILLE SCHOOL DIST 2
Over Votes

E: VACAVILLE SCHOOL DIST 2
JEFFREY DEPEW

H:

K:

C: VACAVILLE SCHOOL DIST 2
SARAH E. CHAPMAN

F: VACAVILLE SCHOOL DIST 2
LARRY RICKETTS

I:

L:

Precinct	Voters	Trnout	Pct	A	B	C	D	E	F	G	H	I	J	K	L
Precinct Number 104010	773	199	25.7	10	3	65	79	35	23	49	76				
Precinct Number 104015	1044	290	27.8	37	2	68	122	43	28	69	122				
Precinct Number 104020	655	192	29.3	6	3	56	89	34	26	41	85				
Precinct Number 104030	825	237	28.7	20	4	67	97	33	31	41	105				
Precinct Number 104040	463	197	42.5	8	5	90	59	74	20	23	69				
Precinct Number 104050	795	219	27.5	6	0	62	92	41	26	55	88				
Precinct Number 104060	672	152	22.6	12	1	43	71	22	27	28	57				
Precinct Number 104070	521	139	26.7	10	0	23	79	15	29	32	60				
Precinct Number 104071	725	164	22.6	19	1	45	72	25	28	41	46				
Precinct Number 104080	749	254	33.9	6	3	36	164	23	48	64	60				
Precinct Number 104090	448	136	30.4	3	1	12	90	7	37	47	22				
Precinct Number 104100	797	256	32.1	7	6	22	173	8	54	85	45				
Precinct Number 104120	573	116	20.2	8	2	34	58	16	21	12	44				
Precinct Number 104121	757	202	26.7	8	0	79	89	43	26	58	53				
Precinct Number 104130	644	184	28.6	7	0	72	75	46	24	35	60				
Precinct Number 104140	627	172	27.4	6	1	59	77	35	29	31	74				
Precinct Number 104150	769	189	24.6	8	1	85	77	39	24	46	51				
Precinct Number 104160	433	160	37.0	1	3	98	50	53	11	10	61				
Precinct Number 104170	492	172	35.0	3	3	107	40	78	11	20	56				
Precinct Number 104180	536	191	35.6	9	1	94	68	85	13	16	67				
Precinct Number 104190	474	191	40.3	4	2	106	68	66	15	25	60				
Precinct Number 104200	1027	363	35.3	16	5	209	96	127	27	36	120				
Precinct Number 104220	453	159	35.1	7	1	75	40	67	10	20	66				
Precinct Number 104230	1021	245	24.0	8	1	83	112	66	21	35	96				
Precinct Number 104250	664	163	24.5	3	3	59	68	36	22	30	64				
Precinct Number 104260	458	125	27.3	3	1	64	38	43	19	17	38				
Precinct Number 104270	481	130	27.0	3	3	49	66	33	16	17	43				
Precinct Number 104280	406	85	20.9	2	0	39	26	32	7	20	25				
Precinct Number 104290	419	128	30.5	5	3	18	65	23	17	32	46				
Precinct Number 104300	639	171	26.8	12	2	81	57	54	22	21	45				
Precinct Number 104310	807	223	27.6	11	8	88	83	49	24	50	63				
Precinct Number 104340	665	263	39.5	11	3	165	59	126	11	20	67				
Precinct Number 104360	625	214	34.2	3	3	109	48	80	19	34	62				
Precinct Number 104370	372	168	45.2	3	2	117	32	89	10	13	45				
Precinct Number 104380	572	228	39.9	9	1	149	49	107	15	23	64				
Precinct Number 104400	388	152	39.2	11	3	77	37	69	8	11	54				
Precinct Number 104420	605	227	37.5	19	2	97	72	74	17	34	72				
Precinct Number 104430	684	285	41.7	11	6	162	62	123	19	37	97				
Precinct Number 104450	822	294	35.8	11	1	156	86	83	37	56	97				

C O L U M N L E G E N D

A: VALLEJO UNIF SCH DIST
Blank Votes

D: VALLEJO UNIF SCH DIST
ANNIE LAURA COLLINS

G: VALLEJO UNIF SCH DIST
JESSICA MACK-VIERA

J:

B: VALLEJO UNIF SCH DIST
Over Votes

E: VALLEJO UNIF SCH DIST
ROBERT L. LINVILLE

H: VALLEJO UNIF SCH DIST
LEE ANN TIDD

K:

C: VALLEJO UNIF SCH DIST
CATHY PREVOLOS

F: VALLEJO UNIF SCH DIST
CARROL A. BROWNING

I:

L:

Precinct	Voters	Trnout	Pct	A	B	C	D	E	F	G	H	I	J	K	L
Precinct Number 104460	781	264	33.8	22	3	115	78	67	43	38	85				
Precinct Number 104470	747	299	40.0	28	2	123	90	58	33	72	112				
Precinct Number 104480	839	287	34.2	15	1	126	93	45	38	54	126				
Precinct Number 104490	839	222	26.5	10	5	105	69	50	24	49	78				
Precinct Number 105010	933	225	24.1	21	8	88	77	45	30	31	74				
Precinct Number 105030	232	53	22.8	3	3	14	20	9	9	11	17				
Precinct Number 105040	602	186	30.9	5	2	96	50	84	17	25	55				
Precinct Number 105050	489	102	20.9	8	2	33	37	28	11	20	34				
Precinct Number 105060	920	203	22.1	6	5	37	124	29	33	47	47				
Precinct Number 105080	595	207	34.8	12	4	88	91	53	17	26	82				
Precinct Number 105090	979	245	25.0	6	6	55	148	28	30	59	75				
Precinct Number 105110	455	135	29.7	4	3	61	39	54	21	25	32				
Precinct Number 105120	399	98	24.6	2	1	37	24	42	13	21	33				
Precinct Number 105130	770	229	29.7	10	5	59	101	46	35	62	68				
Precinct Number 105150	419	113	27.0	7	1	32	53	32	20	21	35				
Precinct Number 105160	1108	205	18.5	21	1	64	76	44	19	52	73				
Precinct Number 105170	907	228	25.1	21	3	85	75	56	25	48	89				
Precinct Number 105171	934	235	25.2	6	1	86	86	64	39	52	86				
Precinct Number 105175	1159	228	19.7	19	7	70	103	50	27	36	82				
Precinct Number 105180	548	212	38.7	11	4	106	71	80	12	22	79				
Precinct Number 105190	613	223	36.4	5	5	37	124	23	24	103	39				
Precinct Number 105200	478	170	35.6	6	2	89	51	64	13	19	58				
Precinct Number 105210	613	191	31.2	6	1	80	57	75	26	36	67				
Precinct Number 105220	824	190	23.1	7	3	57	82	56	22	33	82				
Precinct Number 105221	793	284	35.8	14	4	107	120	78	28	41	110				
Precinct Number 105222	432	113	26.2	10	2	41	48	25	18	17	30				
Precinct Number 105231	629	195	31.0	16	2	76	57	44	24	56	68				
Precinct Number 105240	934	357	38.2	11	3	187	109	136	29	52	114				
Precinct Number 105260	443	192	43.3	8	3	95	56	73	17	34	63				
Precinct Number 105270	424	165	38.9	8	2	78	46	77	14	14	61				
Precinct Number 105280	660	211	32.0	8	3	89	68	78	13	22	95				
Precinct Number 105300	896	261	29.1	15	5	95	88	102	17	43	97				
Precinct Number 105310	806	242	30.0	13	6	103	73	51	27	53	88				
Precinct Number 105320	548	232	42.3	5	2	120	77	82	11	36	83				
Precinct Number 105330	771	321	41.6	10	9	156	106	121	21	39	110				
Precinct Number 105630	791	127	16.1	0	2	49	53	38	15	27	42				
Precinct Number 105640	415	69	16.6	2	0	18	35	19	8	19	16				
Precinct Number 999057	45	26	57.8	0	0	12	12	13	1	2	12				
Precinct Number 999059	55	15	27.3	1	0	4	5	6	0	6	5				
Precinct Number 999061	115	23	20.0	3	0	10	5	6	4	2	6				

C O L U M N L E G E N D

A: VALLEJO UNIF SCH DIST
Blank Votes

D: VALLEJO UNIF SCH DIST
ANNIE LAURA COLLINS

G: VALLEJO UNIF SCH DIST
JESSICA MACK-VIERA

J:

B: VALLEJO UNIF SCH DIST
Over Votes

E: VALLEJO UNIF SCH DIST
ROBERT L. LINVILLE

H: VALLEJO UNIF SCH DIST
LEE ANN TIDD

K:

C: VALLEJO UNIF SCH DIST
CATHY PREVOLOS

F: VALLEJO UNIF SCH DIST
CARROL A. BROWNING

I:

L:

Precinct	Voters	Trnout	Pct	A	B	C	D	E	F	G	H	I	J	K	L
Precinct Number 999063	4	0	0.0	0	0	0	0	0	0	0	0	0	0	0	0
Precinct Number 999067	0	0	0.0	0	0	0	0	0	0	0	0	0	0	0	0
Precinct Number 999071	0	0	0.0	0	0	0	0	0	0	0	0	0	0	0	0
Precinct Number 999072	0	0	0.0	0	0	0	0	0	0	0	0	0	0	0	0
==> Precinct Totals	50824	15218	29.9	731	211	6103	5662	4233	1700	2759	5133				
==> Absentee Totals	0	4000	0.0	246	42	1636	1345	1288	398	832	1241				
==> Total Votes	50824	19218	37.8	977	253	7739	7007	5521	2098	3591	6374				

C O L U M N L E G E N D

A: VALLEJO UNIF SCH DIST Blank Votes	D: VALLEJO UNIF SCH DIST ANNIE LAURA COLLINS	G: VALLEJO UNIF SCH DIST JESSICA MACK-VIERA	J:
B: VALLEJO UNIF SCH DIST Over Votes	E: VALLEJO UNIF SCH DIST ROBERT L. LINVILLE	H: VALLEJO UNIF SCH DIST LEE ANN TIDD	K:
C: VALLEJO UNIF SCH DIST CATHY PREGOLOS	F: VALLEJO UNIF SCH DIST CARROL A. BROWNING	I:	L:

Precinct	Voters	Trnout	Pct	A	B	C	D	E	F	G	H	I	J	K	L
Precinct Number 107000	552	84	15.2	1	1	62	55	35	60						
==> Precinct Totals	552	84	15.2	1	1	62	55	35	60						
==> Absentee Totals	0	17	0.0	0	0	10	13	9	13						
==> Total Votes	552	101	18.3	1	1	72	68	44	73						

C O L U M N L E G E N D

A: WINTERS SCHOOL DIST 2
Blank Votes

D: WINTERS SCHOOL DIST 2
VALERIE WHITWORTH

G:

J:

B: WINTERS SCHOOL DIST 2
Over Votes

E: WINTERS SCHOOL DIST 2
HERSCHELL O. WHITLEY

H:

K:

C: WINTERS SCHOOL DIST 2
ROBERT POLKINHORN, JR.

F: WINTERS SCHOOL DIST 2
RICHARD B. ROMNEY

I:

L:

Precinct	Voters	Trnout	Pct	A	B	C	D	E	F	G	H	I	J	K	L
Precinct Number 101510	825	283	34.3	1	2	40	63	39	4	72	86	33	134	51	
Precinct Number 101515	1021	316	31.0	3	1	55	45	38	9	141	92	31	121	48	
Precinct Number 101520	882	258	29.3	1	3	46	54	42	8	104	76	18	81	47	
Precinct Number 101525	684	169	24.7	6	0	24	46	18	9	50	56	12	53	36	
Precinct Number 101530	903	261	28.9	4	1	57	42	39	12	88	59	35	109	41	
Precinct Number 101531	1181	331	28.0	1	6	39	89	55	8	93	141	23	81	79	
Precinct Number 101535	913	160	17.5	6	2	23	23	33	6	44	72	10	48	22	
Precinct Number 101536	844	211	25.0	2	2	60	35	36	2	71	52	18	83	37	
Precinct Number 101540	645	141	21.9	0	2	25	21	19	6	27	40	19	56	52	
Precinct Number 101545	438	102	23.3	1	1	30	10	24	6	12	18	4	47	35	
Precinct Number 101550	551	149	27.0	3	3	29	21	16	1	24	42	27	46	65	
Precinct Number 101560	567	121	21.3	1	5	27	16	22	5	18	32	17	54	25	
Precinct Number 101570	792	118	14.9	0	4	21	14	27	3	19	34	20	37	40	
Precinct Number 101580	917	163	17.8	4	2	24	25	28	4	35	40	18	56	51	
Precinct Number 101592	1003	220	21.9	4	2	62	51	24	7	44	76	16	64	59	
Precinct Number 101593	1123	162	14.4	6	2	39	39	18	7	35	47	9	44	48	
Precinct Number 101594	370	61	16.5	0	2	18	12	8	3	13	24	3	19	10	
Precinct Number 101600	621	125	20.1	0	2	31	19	25	2	25	36	12	47	35	
Precinct Number 101605	535	180	33.6	1	3	33	44	20	3	52	60	14	57	43	
Precinct Number 101615	580	140	24.1	0	1	27	26	18	2	35	48	20	44	41	
Precinct Number 101620	452	111	24.6	1	5	21	13	11	6	19	38	12	49	32	
Precinct Number 101625	576	125	21.7	0	3	20	19	23	3	20	47	17	47	31	
Precinct Number 101630	528	144	27.3	2	5	31	24	12	3	25	31	20	54	56	
Precinct Number 101635	573	85	14.8	3	2	14	17	21	3	13	18	4	33	26	
Precinct Number 101640	784	159	20.3	0	4	34	23	36	2	33	44	17	60	47	
Precinct Number 101645	630	145	23.0	1	4	31	17	35	3	16	33	18	69	46	
Precinct Number 101650	481	95	19.8	0	3	22	14	21	0	17	18	12	42	31	
Precinct Number 101655	710	104	14.6	2	1	20	21	29	4	33	27	5	33	24	
Precinct Number 101660	765	160	20.9	1	2	52	26	41	1	41	32	11	57	41	
Precinct Number 101670	493	96	19.5	0	2	17	12	12	4	28	33	6	40	29	
Precinct Number 101675	521	96	18.4	0	0	22	20	19	6	18	29	9	36	24	
Precinct Number 101680	966	232	24.0	6	1	54	37	28	8	38	74	25	81	71	
Precinct Number 101695	325	92	28.3	0	1	8	5	14	5	7	18	2	17	12	
Precinct Number 101710	809	158	19.5	4	1	56	20	27	3	26	39	16	65	34	
Precinct Number 101720	631	160	25.4	5	2	60	21	18	7	26	41	16	55	42	
Precinct Number 101730	571	189	33.1	3	5	44	38	31	2	49	60	9	48	65	
Precinct Number 101740	802	196	24.4	2	4	44	37	35	4	41	59	15	71	55	
Precinct Number 101750	609	107	17.6	0	1	26	15	22	0	13	29	8	39	47	
Precinct Number 101770	558	120	21.5	4	4	22	12	17	6	16	24	20	43	43	

C O L U M N L E G E N D

A: FFLD CITY COUNCIL 4-YR
Blank Votes

D: FFLD CITY COUNCIL 4-YR
PERRY W. POLK

G: FFLD CITY COUNCIL 4-YR
DWAYNE O'OSTEEN

J: FFLD CITY COUNCIL 4-YR
KARIN MAC MILLAN

B: FFLD CITY COUNCIL 4-YR
Over Votes

E: FFLD CITY COUNCIL 4-YR
JANITH CURTIS-NORMAN

H: FFLD CITY COUNCIL 4-YR
NOREEN GALVIN O'REGAN

K: FFLD CITY COUNCIL 4-YR
JOHN MRAZ

C: FFLD CITY COUNCIL 4-YR
RONALD JAY ANDRONICO SR.

F: FFLD CITY COUNCIL 4-YR
JOEL P. GORDIEJEV

I: FFLD CITY COUNCIL 4-YR
WALLY BEHM

L:

Precinct	Voters	Trnout	Pct	A	B	C	D	E	F	G	H	I	J	K	L
Precinct Number 101780	602	171	28.4	1	1	43	27	24	3	39	40	20	63	60	
Precinct Number 101790	630	127	20.2	2	1	37	13	20	5	27	27	11	53	38	
Precinct Number 101810	620	112	18.1	1	0	23	13	18	6	19	31	11	43	50	
Precinct Number 101820	658	182	27.7	4	0	37	45	32	5	47	46	13	72	37	
Precinct Number 101830	687	181	26.3	1	4	34	47	39	7	44	55	17	55	39	
Precinct Number 101831	817	276	33.8	4	3	53	58	66	14	56	80	13	81	77	
Precinct Number 101832	1157	263	22.7	3	4	56	56	61	7	66	68	20	105	55	
Precinct Number 101840	851	199	23.4	0	4	36	25	38	11	41	51	19	77	76	
Precinct Number 101841	764	151	19.8	3	3	30	22	48	4	33	40	6	50	38	
Precinct Number 102800	767	108	14.1	6	0	8	6	8	1	8	17	2	24	14	
Precinct Number 102810	520	94	18.1	3	0	6	12	7	6	7	9	5	18	11	
Precinct Number 999014	10	0	0.0	0	0	0	0	0	0	0	0	0	0	0	
==> Precinct Totals	35262	8109	23.0	106	116	1671	1410	1362	246	1868	2289	738	2861	2116	
==> Absentee Totals	0	1840	0.0	35	15	469	374	284	64	244	471	251	620	489	
==> Total Votes	35262	9949	28.2	141	131	2140	1784	1646	310	2112	2760	989	3481	2605	

C O L U M N L E G E N D

A: FFLD CITY COUNCIL 4-YR Blank Votes	D: FFLD CITY COUNCIL 4-YR PERRY W. POLK	G: FFLD CITY COUNCIL 4-YR DWAYNE O'OSTEEN	J: FFLD CITY COUNCIL 4-YR KARIN MAC MILLAN
B: FFLD CITY COUNCIL 4-YR Over Votes	E: FFLD CITY COUNCIL 4-YR JANITH CURTIS-NORMAN	H: FFLD CITY COUNCIL 4-YR NOREEN GALVIN O'REGAN	K: FFLD CITY COUNCIL 4-YR JOHN MRAZ
C: FFLD CITY COUNCIL 4-YR RONALD JAY ANDRONICO SR.	F: FFLD CITY COUNCIL 4-YR JOEL P. GORDIEJEW	I: FFLD CITY COUNCIL 4-YR WALLY BEHM	L:

Precinct	Voters	Trnout	Pct	A	B	C	D	E	F	G	H	I	J	K	L
Precinct Number 101510	825	283	34.3	69	0	214				39	0	172	72		
Precinct Number 101515	1021	316	31.0	86	0	230				49	0	186	81		
Precinct Number 101520	882	258	29.3	63	0	195				43	0	155	60		
Precinct Number 101525	684	169	24.7	38	0	131				31	2	110	26		
Precinct Number 101530	903	261	28.9	66	0	195				37	0	167	57		
Precinct Number 101531	1181	331	28.0	61	0	270				53	0	216	62		
Precinct Number 101535	913	160	17.5	36	0	124				28	0	107	25		
Precinct Number 101536	844	211	25.0	63	0	148				33	0	138	40		
Precinct Number 101540	645	141	21.9	29	0	112				12	0	94	35		
Precinct Number 101545	438	102	23.3	31	0	71				15	0	60	27		
Precinct Number 101550	551	149	27.0	18	0	131				19	0	99	31		
Precinct Number 101560	567	121	21.3	26	0	95				21	0	70	30		
Precinct Number 101570	792	118	14.9	25	0	93				17	0	71	30		
Precinct Number 101580	917	163	17.8	37	0	126				38	1	102	22		
Precinct Number 101592	1003	220	21.9	55	0	165				41	0	136	43		
Precinct Number 101593	1123	162	14.4	40	0	122				30	0	102	30		
Precinct Number 101594	370	61	16.5	16	0	45				14	0	37	10		
Precinct Number 101600	621	125	20.1	29	0	96				19	0	72	34		
Precinct Number 101605	535	180	33.6	41	0	139				32	1	111	36		
Precinct Number 101615	580	140	24.1	37	0	103				21	0	87	32		
Precinct Number 101620	452	111	24.6	24	0	87				8	1	68	34		
Precinct Number 101625	576	125	21.7	36	0	89				21	0	74	30		
Precinct Number 101630	528	144	27.3	29	0	115				17	0	96	31		
Precinct Number 101635	573	85	14.8	27	0	58				13	0	61	11		
Precinct Number 101640	784	159	20.3	34	0	125				27	1	91	40		
Precinct Number 101645	630	145	23.0	34	0	111				14	0	92	39		
Precinct Number 101650	481	95	19.8	21	0	74				7	1	67	20		
Precinct Number 101655	710	104	14.6	22	0	82				9	0	74	21		
Precinct Number 101660	765	160	20.9	32	0	128				17	1	110	32		
Precinct Number 101670	493	96	19.5	15	0	81				13	0	69	14		
Precinct Number 101675	521	96	18.4	21	0	75				13	0	70	13		
Precinct Number 101680	966	232	24.0	67	0	165				43	0	146	43		
Precinct Number 101695	325	92	28.3	5	0	41				3	0	35	8		
Precinct Number 101710	809	158	19.5	29	0	129				19	0	97	42		
Precinct Number 101720	631	160	25.4	27	0	133				21	1	102	36		
Precinct Number 101730	571	189	33.1	33	0	156				25	0	119	45		
Precinct Number 101740	802	196	24.4	50	0	146				38	0	118	40		
Precinct Number 101750	609	107	17.6	21	0	86				9	0	75	23		
Precinct Number 101770	558	120	21.5	31	0	89				27	0	71	22		

C O L U M N L E G E N D

A: FAIRFIELD CITY CLERK
Blank Votes

D:

G: FAIRFIELD CITY TREASURER
Blank Votes

J: FAIRFIELD CITY TREASURER
ROBERT A. FEDEROWICZ

B: FAIRFIELD CITY CLERK
Over Votes

E:

H: FAIRFIELD CITY TREASURER
Over Votes

K:

C: FAIRFIELD CITY CLERK
BESS DAY

F:

I: FAIRFIELD CITY TREASURER
OSCAR G. REYES JR.

L:

Precinct	Voters	Trnout	Pct	A	B	C	D	E	F	G	H	I	J	K	L
Precinct Number 101780	602	171	28.4	26	0	145				16	0	113	42		
Precinct Number 101790	630	127	20.2	26	0	101				16	0	77	34		
Precinct Number 101810	620	112	18.1	20	0	92				17	0	69	26		
Precinct Number 101820	658	182	27.7	49	0	133				33	0	114	35		
Precinct Number 101830	687	181	26.3	35	0	146				23	0	125	33		
Precinct Number 101831	817	276	33.8	71	0	205				42	1	184	49		
Precinct Number 101832	1157	263	22.7	52	0	211				26	0	174	63		
Precinct Number 101840	851	199	23.4	38	0	161				32	0	137	30		
Precinct Number 101841	764	151	19.8	45	0	106				32	0	106	13		
Precinct Number 102800	767	108	14.1	14	0	40				11	0	39	4		
Precinct Number 102810	520	94	18.1	12	0	35				9	0	31	7		
Precinct Number 999014	10	0	0.0	0	0	0				0	0	0	0		
==> Precinct Totals	35262	8109	23.0	1812	0	6150				1193	10	5096	1663		
==> Absentee Totals	0	1840	0.0	453	0	1355				298	3	1146	361		
==> Total Votes	35262	9949	28.2	2265	0	7505				1491	13	6242	2024		

C O L U M N L E G E N D

A: FAIRFIELD CITY CLERK
Blank Votes

D:

G: FAIRFIELD CITY TREASURER
Blank Votes

J: FAIRFIELD CITY TREASURER
ROBERT A. FEDEROWICZ

B: FAIRFIELD CITY CLERK
Over Votes

E:

H: FAIRFIELD CITY TREASURER
Over Votes

K:

C: FAIRFIELD CITY CLERK
BESS DAY

F:

I: FAIRFIELD CITY TREASURER
OSCAR G. REYES JR.

L:

Precinct	Voters	Trnout	Pct	A	B	C	D	E	F	G	H	I	J	K	L
Precinct Number 102310	1090	411	37.7	0	0	223	188								
Precinct Number 102319	529	187	35.3	0	0	109	78								
Precinct Number 102320	664	193	29.1	0	0	92	101								
Precinct Number 102321	664	192	28.9	0	0	101	91								
Precinct Number 102322	933	204	21.9	0	0	81	123								
Precinct Number 102323	768	251	32.7	1	1	124	125								
Precinct Number 102324	699	265	37.9	2	1	117	145								
Precinct Number 102325	694	239	34.4	0	0	108	131								
Precinct Number 102326	592	195	32.9	2	0	115	78								
Precinct Number 102327	885	253	28.6	0	0	134	119								
Precinct Number 102328	1033	371	35.9	1	0	192	178								
Precinct Number 102329	916	271	29.6	1	0	140	130								
Precinct Number 102330	500	148	29.6	0	0	54	94								
==> Precinct Totals	9967	3180	31.9	7	2	1590	1581								
==> Absentee Totals	0	650	0.0	4	1	320	325								
==> Total Votes	9967	3830	38.4	11	3	1910	1906								

C O L U M N L E G E N D

A: SUISUN CITY MEASURE E
Blank Votes

D: SUISUN CITY MEASURE E
NO

G:

J:

B: SUISUN CITY MEASURE E
Over Votes

E:

H:

K:

C: SUISUN CITY MEASURE E
CARD CLUB YES

F:

I:

L:

Precinct	Voters	Trnout	Pct	A	B	C	D	E	F	G	H	I	J	K	L
Precinct Number 104010	773	199	25.7	5	4	6	96	8	74	5					
Precinct Number 104015	1044	290	27.8	7	1	6	112	5	150	9					
Precinct Number 104020	655	192	29.3	2	0	2	108	10	63	7					
Precinct Number 104030	825	237	28.7	12	2	9	99	10	97	8					
Precinct Number 104040	463	197	42.5	0	0	0	88	9	88	12					
Precinct Number 104050	795	219	27.5	6	3	5	109	5	85	6					
Precinct Number 104060	672	152	22.6	5	1	12	71	7	50	6					
Precinct Number 104070	521	139	26.7	4	2	3	77	2	48	3					
Precinct Number 104071	725	164	22.6	6	1	3	79	4	66	5					
Precinct Number 104080	749	254	33.9	18	0	9	135	15	72	5					
Precinct Number 104090	448	136	30.4	4	2	6	73	7	41	3					
Precinct Number 104100	797	256	32.1	16	2	13	158	9	56	2					
Precinct Number 104120	573	116	20.2	2	0	4	65	5	34	6					
Precinct Number 104121	757	202	26.7	3	1	7	112	7	68	4					
Precinct Number 104130	644	184	28.6	3	5	7	115	8	39	7					
Precinct Number 104140	627	172	27.4	4	0	9	91	9	58	1					
Precinct Number 104150	769	189	24.6	7	0	4	90	8	76	4					
Precinct Number 104160	433	160	37.0	1	0	1	68	12	76	2					
Precinct Number 104170	492	172	35.0	6	0	7	81	7	67	4					
Precinct Number 104180	536	191	35.6	2	0	1	71	15	99	3					
Precinct Number 104190	474	191	40.3	1	5	2	75	17	85	6					
Precinct Number 104200	1027	363	35.3	0	1	10	152	24	163	13					
Precinct Number 104220	453	159	35.1	1	0	6	67	12	62	11					
Precinct Number 104230	1021	245	24.0	4	5	12	104	14	98	8					
Precinct Number 104250	664	163	24.5	2	2	10	60	15	70	4					
Precinct Number 104260	458	125	27.3	2	1	4	57	8	47	6					
Precinct Number 104270	481	130	27.0	3	1	10	49	9	52	6					
Precinct Number 104280	406	85	20.9	1	0	4	44	6	27	3					
Precinct Number 104290	419	128	30.5	9	1	5	63	8	37	5					
Precinct Number 104300	639	171	26.8	11	1	4	77	9	61	8					
Precinct Number 104310	807	223	27.6	4	2	10	107	9	85	6					
Precinct Number 104340	665	263	39.5	7	1	4	107	26	96	22					
Precinct Number 104360	625	214	34.2	6	1	5	108	17	69	8					
Precinct Number 104370	372	168	45.2	1	0	6	75	12	70	4					
Precinct Number 104380	572	228	39.9	3	1	7	92	24	96	5					
Precinct Number 104400	388	152	39.2	2	0	8	60	10	69	3					
Precinct Number 104420	605	227	37.5	7	0	4	95	21	98	2					
Precinct Number 104430	684	285	41.7	2	2	4	118	22	126	11					
Precinct Number 104450	822	294	35.8	5	2	5	129	13	129	11					

C O L U M N L E G E N D

A: VALLEJO CITY MAYOR
Blank Votes

D: VALLEJO CITY MAYOR
GLORIA MEYER EXLINE

G: VALLEJO CITY MAYOR
MICHAEL BRIGANDI

J:

B: VALLEJO CITY MAYOR
Over Votes

E: VALLEJO CITY MAYOR
HAROLD ARTHUR BOEX

H:

K:

C: VALLEJO CITY MAYOR
MICHAEL HAYES

F: VALLEJO CITY MAYOR
ROD BOSCHEE

I:

L:

Precinct	Voters	Trnout	Pct	A	B	C	D	E	F	G	H	I	J	K	L
Precinct Number 104460	781	264	33.8	7	0	3	114	16	111	13					
Precinct Number 104470	747	299	40.0	6	0	6	94	10	176	7					
Precinct Number 104480	839	287	34.2	2	1	5	150	2	121	6					
Precinct Number 104490	839	222	26.5	2	1	7	88	10	108	6					
Precinct Number 105010	933	225	24.1	9	6	10	96	9	90	5					
Precinct Number 105030	232	53	22.8	1	0	3	8	31	8	2					
Precinct Number 105040	602	186	30.9	2	0	7	68	17	87	5					
Precinct Number 105050	489	102	20.9	3	1	10	33	6	46	3					
Precinct Number 105060	920	203	22.1	5	5	5	103	12	64	9					
Precinct Number 105080	595	207	34.8	2	1	3	129	13	53	6					
Precinct Number 105090	979	245	25.0	8	3	12	146	12	60	4					
Precinct Number 105110	455	135	29.7	6	0	14	63	4	45	3					
Precinct Number 105120	399	98	24.6	4	0	10	44	4	33	3					
Precinct Number 105130	770	229	29.7	2	0	11	111	13	83	9					
Precinct Number 105150	419	113	27.0	2	1	6	56	9	33	6					
Precinct Number 105160	1108	205	18.5	1	2	2	88	5	101	6					
Precinct Number 105170	907	228	25.1	7	0	0	85	12	119	5					
Precinct Number 105171	934	235	25.2	3	1	5	96	7	112	11					
Precinct Number 105175	1159	228	19.7	2	1	1	88	12	115	9					
Precinct Number 105180	548	212	38.7	1	3	7	106	10	77	8					
Precinct Number 105190	613	223	36.4	13	6	6	129	3	62	4					
Precinct Number 105200	478	170	35.6	2	2	8	69	8	81	0					
Precinct Number 105210	613	191	31.2	1	0	3	92	13	79	3					
Precinct Number 105220	824	190	23.1	4	1	4	79	4	94	4					
Precinct Number 105221	793	284	35.8	8	0	10	121	17	123	5					
Precinct Number 105222	432	113	26.2	0	2	2	47	1	56	5					
Precinct Number 105231	629	195	31.0	2	1	8	89	14	74	7					
Precinct Number 105240	934	357	38.2	3	2	7	161	17	162	5					
Precinct Number 105260	443	192	43.3	1	3	5	91	9	81	2					
Precinct Number 105270	424	165	38.9	0	1	3	77	10	70	4					
Precinct Number 105280	660	211	32.0	4	1	11	84	9	93	9					
Precinct Number 105300	896	261	29.1	1	1	8	117	9	118	7					
Precinct Number 105310	806	242	30.0	4	1	5	88	2	135	7					
Precinct Number 105320	548	232	42.3	6	2	4	107	8	99	6					
Precinct Number 105330	771	321	41.6	8	0	7	124	27	145	10					
Precinct Number 999061	115	23	20.0	0	1	1	5	3	10	3					
Precinct Number 999067	0	0	0.0	0	0	0	0	0	0	0					
Precinct Number 999071	0	0	0.0	0	0	0	0	0	0	0					
Precinct Number 999072	0	0	0.0	0	0	0	0	0	0	0					

----- C O L U M N L E G E N D -----

A: VALLEJO CITY MAYOR
Blank Votes

D: VALLEJO CITY MAYOR
GLORIA MEYER EXLINE

G: VALLEJO CITY MAYOR
MICHAEL BRIGANDI

J:

B: VALLEJO CITY MAYOR
Over Votes

E: VALLEJO CITY MAYOR
HAROLD ARTHUR BOEX

H:

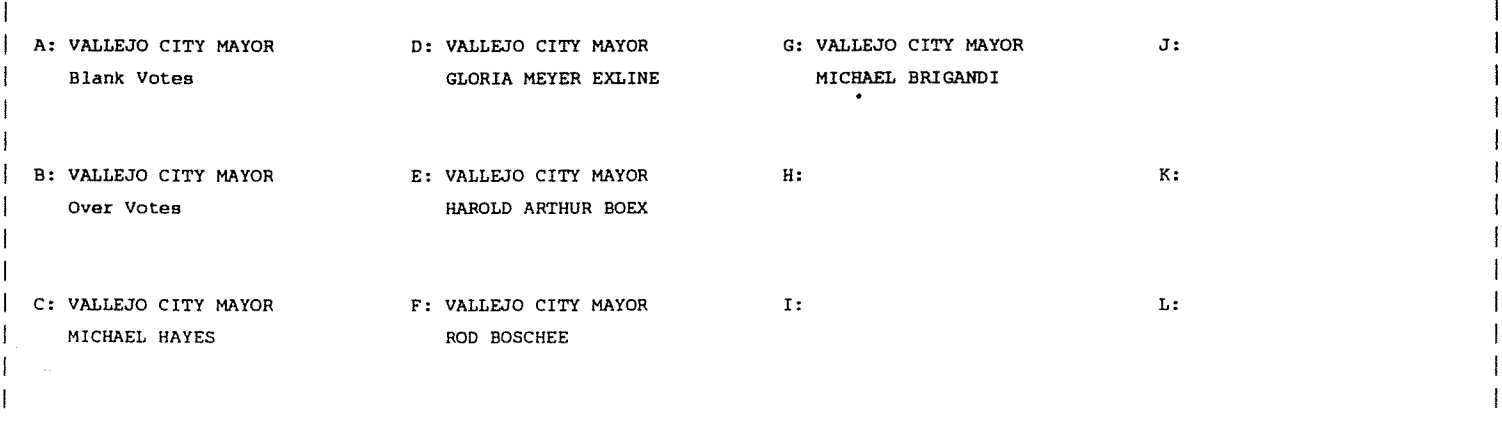
K:

C: VALLEJO CITY MAYOR
MICHAEL HAYES

F: VALLEJO CITY MAYOR
ROD BOSCHEE

I:

L:



Precinct	Voters	Trnout	Pct	A	B	C	D	E	F	G	H	I	J	K	L
==> Precinct Totals	49514	14981	30.3	316	100	453	6783	806	6071	452					
==> Absentee Totals	0	3947	0.0	108	35	140	1866	268	1391	139					
==> Total Votes	49514	18928	38.2	424	135	593	8649	1074	7462	591					

C O L U M N L E G E N D

A: VALLEJO CITY MAYOR
Blank Votes

D: VALLEJO CITY MAYOR
GLORIA MEYER EXLINE

G: VALLEJO CITY MAYOR
MICHAEL BRIGANDI

J:

B: VALLEJO CITY MAYOR
Over Votes

E: VALLEJO CITY MAYOR
HAROLD ARTHUR BOEX

H:

K:

C: VALLEJO CITY MAYOR
MICHAEL HAYES

F: VALLEJO CITY MAYOR
ROD BOSCHEE

I:

L:

Precinct	Voters	Trnout	Pct	A	B	C	D	E	F	G	H	I	J	K	L
Precinct Number 104010	773	199	25.7	1	1	96	26	48	25	92	38	120	29		
Precinct Number 104015	1044	290	27.8	4	4	109	43	52	35	172	42	181	62		
Precinct Number 104020	655	192	29.3	1	2	106	36	66	45	49	43	64	59		
Precinct Number 104030	825	237	28.7	4	4	120	23	49	47	88	40	121	56		
Precinct Number 104040	463	197	42.5	1	1	96	59	120	41	20	72	42	66		
Precinct Number 104050	795	219	27.5	3	1	132	24	63	35	56	40	95	50		
Precinct Number 104060	672	152	22.6	1	2	100	21	41	36	52	29	58	37		
Precinct Number 104070	521	139	26.7	0	1	85	18	49	44	44	23	53	18		
Precinct Number 104071	725	164	22.6	3	1	85	5	32	37	88	27	88	22		
Precinct Number 104080	749	254	33.9	9	1	205	13	42	94	30	22	40	32		
Precinct Number 104090	448	136	30.4	1	0	124	6	15	64	14	5	30	12		
Precinct Number 104100	797	256	32.1	5	5	220	15	20	124	17	16	37	23		
Precinct Number 104120	573	116	20.2	2	2	76	13	20	24	46	29	44	23		
Precinct Number 104121	757	202	26.7	0	0	125	21	57	64	74	34	93	37		
Precinct Number 104130	644	184	28.6	2	0	98	36	81	47	21	50	51	90		
Precinct Number 104140	627	172	27.4	0	3	91	26	61	37	57	38	65	52		
Precinct Number 104150	769	189	24.6	1	0	107	21	80	51	46	65	53	50		
Precinct Number 104160	433	160	37.0	1	2	75	52	83	32	17	58	39	72		
Precinct Number 104170	492	172	35.0	1	1	66	34	123	35	18	68	37	75		
Precinct Number 104180	536	191	35.6	3	1	98	30	121	41	15	76	38	88		
Precinct Number 104190	474	191	40.3	7	0	88	44	105	38	34	67	37	82		
Precinct Number 104200	1027	363	35.3	8	1	169	84	228	49	38	150	69	139		
Precinct Number 104220	453	159	35.1	5	1	76	50	79	22	22	61	25	68		
Precinct Number 104230	1021	245	24.0	3	2	136	34	91	62	39	82	78	71		
Precinct Number 104250	664	163	24.5	1	1	91	29	55	27	54	40	59	57		
Precinct Number 104260	458	125	27.3	2	0	49	32	57	25	23	49	28	53		
Precinct Number 104270	481	130	27.0	2	1	72	17	63	29	25	38	34	48		
Precinct Number 104280	406	85	20.9	2	1	34	11	44	15	18	23	26	34		
Precinct Number 104290	419	128	30.5	2	2	79	16	27	36	25	25	28	47		
Precinct Number 104300	639	171	26.8	5	1	87	21	89	37	27	66	30	54		
Precinct Number 104310	807	223	27.6	8	1	124	42	95	52	19	62	41	87		
Precinct Number 104340	665	263	39.5	8	2	77	48	171	37	29	121	37	127		
Precinct Number 104360	625	214	34.2	2	3	102	41	109	37	32	71	47	60		
Precinct Number 104370	372	168	45.2	4	0	45	35	106	38	8	76	25	87		
Precinct Number 104380	572	228	39.9	6	1	103	52	146	30	21	100	26	99		
Precinct Number 104400	388	152	39.2	2	0	56	32	100	34	18	82	16	65		
Precinct Number 104420	605	227	37.5	3	1	106	36	117	44	45	89	59	57		
Precinct Number 104430	684	285	41.7	3	2	116	58	207	38	22	121	41	146		
Precinct Number 104450	822	294	35.8	4	2	151	61	114	54	89	83	117	90		

C O L U M N L E G E N D

A: VALLEJO CITY COUNCIL
Blank Votes

D: VALLEJO CITY COUNCIL
H. DALE WALKER

G: VALLEJO CITY COUNCIL
ANTONIO RAY SALIDO III

J: VALLEJO CITY COUNCIL
RAY MARTIN

B: VALLEJO CITY COUNCIL
Over Votes

E: VALLEJO CITY COUNCIL
DAN DONAHUE

H: VALLEJO CITY COUNCIL
KIM DAVID STAFFORD

K:

C: VALLEJO CITY COUNCIL
FOSTER HICKS

F: VALLEJO CITY COUNCIL
JIMMIE JACKSON

I: VALLEJO CITY COUNCIL
PETE REY

L:

Precinct	Voters	Trnout	Pct	A	B	C	D	E	F	G	H	I	J	K	L
Precinct Number 104460	781	264	33.8	8	1	123	46	114	52	54	75	79	95		
Precinct Number 104470	747	299	40.0	4	0	162	45	94	47	113	52	160	58		
Precinct Number 104480	839	287	34.2	1	4	143	20	60	41	163	47	177	47		
Precinct Number 104490	839	222	26.5	3	3	106	36	72	23	100	55	103	53		
Precinct Number 105010	933	225	24.1	7	8	98	30	63	38	54	64	82	68		
Precinct Number 105030	232	53	22.8	5	0	24	6	26	11	6	14	12	21		
Precinct Number 105040	602	186	30.9	2	1	81	34	103	32	26	77	40	88		
Precinct Number 105050	489	102	20.9	2	0	50	17	34	22	25	43	27	39		
Precinct Number 105060	920	203	22.1	4	4	145	13	42	75	43	29	55	30		
Precinct Number 105080	595	207	34.8	5	1	103	42	102	52	27	84	44	91		
Precinct Number 105090	979	245	25.0	2	3	167	32	78	71	38	41	65	76		
Precinct Number 105110	455	135	29.7	1	1	76	24	57	30	22	50	27	48		
Precinct Number 105120	399	98	24.6	1	1	41	26	36	26	17	28	25	44		
Precinct Number 105130	770	229	29.7	1	2	145	39	83	55	33	47	60	80		
Precinct Number 105150	419	113	27.0	0	0	55	29	37	28	22	36	35	40		
Precinct Number 105160	1108	205	18.5	5	4	96	31	51	53	67	49	85	57		
Precinct Number 105170	907	228	25.1	0	2	106	33	59	44	97	45	131	55		
Precinct Number 105171	934	235	25.2	2	1	134	42	85	50	74	70	85	71		
Precinct Number 105175	1159	228	19.7	3	3	126	24	69	56	74	69	98	47		
Precinct Number 105180	548	212	38.7	4	2	106	54	117	30	26	91	40	92		
Precinct Number 105190	613	223	36.4	1	0	181	28	44	87	22	25	33	41		
Precinct Number 105200	478	170	35.6	4	1	78	50	87	30	20	55	35	78		
Precinct Number 105210	613	191	31.2	0	1	87	64	107	30	23	78	29	92		
Precinct Number 105220	824	190	23.1	0	2	103	27	78	40	66	44	76	44		
Precinct Number 105221	793	284	35.8	7	0	147	26	120	54	85	62	104	87		
Precinct Number 105222	432	113	26.2	2	0	59	13	28	20	57	25	51	22		
Precinct Number 105231	629	195	31.0	3	0	96	32	64	33	80	42	96	47		
Precinct Number 105240	934	357	38.2	4	1	155	110	200	54	46	139	81	165		
Precinct Number 105260	443	192	43.3	8	0	79	41	98	37	29	68	48	85		
Precinct Number 105270	424	165	38.9	1	2	59	63	98	20	10	60	34	81		
Precinct Number 105280	660	211	32.0	3	1	82	58	106	22	25	76	52	109		
Precinct Number 105300	896	261	29.1	7	2	100	64	126	51	41	97	54	126		
Precinct Number 105310	806	242	30.0	1	2	120	20	78	34	80	60	134	54		
Precinct Number 105320	548	232	42.3	4	3	121	46	126	32	37	70	65	79		
Precinct Number 105330	771	321	41.6	5	1	132	74	174	45	29	122	61	178		
Precinct Number 999061	115	23	20.0	0	0	8	3	11	3	5	8	4	14		
Precinct Number 999067	0	0	0.0	0	0	0	0	0	0	0	0	0	0		
Precinct Number 999071	0	0	0.0	0	0	0	0	0	0	0	0	0	0		
Precinct Number 999072	0	0	0.0	0	0	0	0	0	0	0	0	0	0		

C O L U M N L E G E N D

A: VALLEJO CITY COUNCIL
Blank Votes

D: VALLEJO CITY COUNCIL
H. DALE WALKER

G: VALLEJO CITY COUNCIL
ANTONIO RAY SALIDO III

J: VALLEJO CITY COUNCIL
RAY MARTIN

B: VALLEJO CITY COUNCIL
Over Votes

E: VALLEJO CITY COUNCIL
DAN DONAHUE

H: VALLEJO CITY COUNCIL
KIM DAVID STAFFORD

K:

C: VALLEJO CITY COUNCIL
FOSTER HICKS

F: VALLEJO CITY COUNCIL
JIMMIE JACKSON

I: VALLEJO CITY COUNCIL
PETE REY

L:

Precinct	Voters	Trnout	Pct	A	B	C	D	E	F	G	H	I	J	K	L
==> Precinct Totals	49514	14981	30.3	230	111	7669	2607	6153	3090	3340	4318	4559	4926		
Absentee Totals	0	3947	0.0	92	30	1849	858	1810	575	776	1250	967	1467		
==> Total Votes	49514	18928	38.2	322	141	9518	3465	7963	3665	4116	5568	5526	6393		

C O L U M N L E G E N D

A: VALLEJO CITY COUNCIL Blank Votes	D: VALLEJO CITY COUNCIL H. DALE WALKER	G: VALLEJO CITY COUNCIL ANTONIO RAY SALIDO III	J: VALLEJO CITY COUNCIL RAY MARTIN
B: VALLEJO CITY COUNCIL Over Votes	E: VALLEJO CITY COUNCIL DAN DONAHUE	H: VALLEJO CITY COUNCIL KIM DAVID STAFFORD	K:
C: VALLEJO CITY COUNCIL FOSTER HICKS	F: VALLEJO CITY COUNCIL JIMMIE JACKSON	I: VALLEJO CITY COUNCIL PETE REY	L:

Precinct	Voters	Trnout	Pct	A	B	C	D	E	F	G	H	I	J	K	L
Precinct Number 104170	492	172	35.0	17	0	42	46	67							
Precinct Number 104180	536	191	35.6	22	0	49	57	63							
Precinct Number 104190	474	191	40.3	23	1	51	50	66							
Precinct Number 104200	1027	363	35.3	43	0	117	91	112							
Precinct Number 104260	458	125	27.3	14	1	27	43	40							
Precinct Number 104290	419	128	30.5	22	1	28	43	34							
Precinct Number 104300	639	171	26.8	30	2	46	28	65							
Precinct Number 104310	807	223	27.6	39	0	50	48	86							
Precinct Number 104340	665	263	39.5	39	2	74	78	70							
Precinct Number 104360	625	214	34.2	30	0	54	60	70							
Precinct Number 104370	372	168	45.2	14	0	49	56	49							
Precinct Number 104380	572	228	39.9	28	1	81	60	58							
Precinct Number 104400	388	152	39.2	35	1	42	38	36							
Precinct Number 104420	605	227	37.5	34	1	69	58	65							
Precinct Number 104430	684	285	41.7	27	1	119	60	78							
Precinct Number 104450	822	294	35.8	31	2	116	68	77							
Precinct Number 104460	781	264	33.8	46	0	89	59	70							
Precinct Number 104470	747	299	40.0	47	2	91	64	95							
Precinct Number 104480	839	287	34.2	34	1	94	95	63							
Precinct Number 104490	839	222	26.5	27	1	64	74	56							
Precinct Number 105040	602	186	30.9	23	0	36	55	72							
Precinct Number 105050	489	102	20.9	16	0	26	21	39							
Precinct Number 105090	979	245	25.0	47	1	58	64	75							
Precinct Number 105110	455	135	29.7	24	0	35	41	35							
Precinct Number 105120	399	98	24.6	7	0	20	31	40							
Precinct Number 105130	770	229	29.7	23	0	66	64	76							
Precinct Number 105150	419	113	27.0	19	0	36	34	24							
Precinct Number 105160	1108	205	18.5	38	1	45	66	55							
Precinct Number 105180	548	212	38.7	25	1	91	36	59							
Precinct Number 105190	613	223	36.4	46	2	77	48	50							
Precinct Number 105200	478	170	35.6	20	1	80	31	38							
Precinct Number 105210	613	191	31.2	21	0	76	39	55							
Precinct Number 105240	934	357	38.2	26	1	198	57	75							
Precinct Number 105260	443	192	43.3	17	0	92	38	45							
Precinct Number 105270	424	165	38.9	10	0	92	36	27							
Precinct Number 105280	660	211	32.0	16	1	77	49	68							
Precinct Number 105300	896	261	29.1	38	0	98	51	74							
Precinct Number 105310	806	242	30.0	35	0	73	51	83							
Precinct Number 105320	548	232	42.3	27	1	93	47	64							

C O L U M N L E G E N D

A: SOLANO BOARD EDUCATION 7
Blank Votes

D: SOLANO BOARD EDUCATION 7
RICHARD GREEN

G:

J:

B: SOLANO BOARD EDUCATION 7
Over Votes

E: SOLANO BOARD EDUCATION 7
KEN BRADSTREET

H:

K:

C: SOLANO BOARD EDUCATION 7
JOSEPH (JOE) NORLIN

F:

I:

L:

Precinct	Voters	Trnout	Pct	A	B	C	D	E	F	G	H	I	J	K	L
Precinct Number 105330	771	321	41.6	25	0	140	77	79							
Precinct Number 105630	791	127	16.1	3	2	48	25	49							
Precinct Number 105640	415	69	16.6	5	0	28	22	14							
Precinct Number 999003	3	3	100.0	1	0	1	0	1							
Precinct Number 999059	55	15	27.3	0	0	6	3	6							
Precinct Number 999061	115	23	20.0	7	0	4	5	7							
Precinct Number 999063	4	0	0.0	0	0	0	0	0							
Precinct Number 999067	0	0	0.0	0	0	0	0	0							
==> Precinct Totals	27129	8794	32.4	1121	26	2946	2167	2530							
==> Absentee Totals	0	2339	0.0	352	16	778	557	636							
==> Total Votes	27129	11133	41.0	1473	44	3726	2724	3166							

C O L U M N L E G E N D

A: SOLANO BOARD EDUCATION 7
Blank Votes

D: SOLANO BOARD EDUCATION 7
RICHARD GREEN

G:

J:

B: SOLANO BOARD EDUCATION 7
Over Votes

E: SOLANO BOARD EDUCATION 7
KEN BRADSTREET

H:

K:

C: SOLANO BOARD EDUCATION 7
JOSEPH (JOE) NORLIN

F:

I:

L:

Precinct	Voters	Trnout	Pct	A	B	C	D	E	F	G	H	I	J	K	L
Precinct Number 101910	871	235	27.0	24	0	101	111	127							
Precinct Number 101930	680	190	27.9	15	0	111	76	96							
Precinct Number 102551	144	65	45.1	0	0	19	55	46							
Precinct Number 999001	140	55	39.3	3	0	26	31	41							
Precinct Number 999002	36	9	25.0	1	0	4	5	6							
Precinct Number 999003	3	3	100.0	0	0	1	0	2							
Precinct Number 999063	4	0	0.0	0	0	0	0	0							
Precinct Number 999067	0	0	0.0	0	0	0	0	0							
Precinct Number 999071	0	0	0.0	0	0	0	0	0							
==> Precinct Totals	1878	557	29.7	43	0	262	278	318							
==> Absentee Totals	0	146	0.0	9	0	81	62	96							
==> Total Votes	1878	703	37.4	52	0	343	340	414							

C O L U M N L E G E N D

A: CORDELIA FIRE DISTRICT
Blank Votes

D: CORDELIA FIRE DISTRICT
ALBERT K. GUYAN

G:

J:

B: CORDELIA FIRE DISTRICT
Over Votes

E: CORDELIA FIRE DISTRICT
JOHN E. "BUD" ELLSWORTH

H:

K:

C: CORDELIA FIRE DISTRICT
DON HOOPEE

F:

I:

L:

WRITE-IN CANDIDATES

NOVEMBER 7, 1995 CONSOLIDATED DISTRICTS ELECTION

PRECINCT	FAIRFIELD-SUISUN UNIFIED SCHOOL DISTRICT DONALD G. LOWRIE					CITY COUNCIL, CITY OF VALLEJO WILLIAM VAN KIRK JOHNSON		CITY COUNCIL, CITY OF VALLEJO VILMA GUJINTO PEORO						
1530	2													
1592	1													
1600	1													
1625	2													
1645	1													
1740	1													
1750	1													
1832	3													
1841	2													
1910	1													
2310	11													
2319	1													
2321	OVERVOTE													
2329	1													
2630	1													
4010						0		2						
4015						0		2						
4030						1		4						
4071						0		3						
4140						0		2						
4160						1		0						
4190						0		2						
4220						2		0						
4230						2		1						
4270						1		0						
4310						1		0						
4420						0		2						
4430						0		1						
4450						0		2						
4470						0		1						
5010						4		0						
5060						1		1						
5080						1		2						
5160						1		5						
5170						1		1						
5220						1		1						

WRITE-IN CANDIDATES

NOVEMBER 7, 1995 CONSOLIDATED DISTRICTS ELECTION

	FAIRFIELD-SUISUN UNIFIED SCHOOL DISTRICT DONALD G. LOWRIE				CITY COUNCIL, CITY OF VALLEJO WILLIAM VAN KIRK JOHNSON		CITY COUNCIL, CITY OF VALLEJO VILMA GUINTO PEORO						
5221					0		3						
5260					2		0						
5310					0		1						
ABSENTEES	5				11		13						
TOTALS	34				30		49						