

COMMISSION MEETING
October 8, 2019 – 5:30-7:30pm
601 Texas Street, Conference Room B, Fairfield, CA 94533

CALL TO ORDER / SALUTE TO THE FLAG

- | | |
|--|--------------------|
| I. Public Comment | Information |
| <i>This is the opportunity for members of the public to address the Commission on matters not listed on the Agenda that are otherwise within the subject matter jurisdiction of the Commission. Please submit a Speaker Card and limit your comments to 3 minutes.</i> | |
| II. Consent Calendar (5 min) | Action |
| A. Approve the October 8, 2019 Commission Meeting Agenda | |
| B. Approve the August 13, 2019 Commission Meeting Minutes | |
| C. Approve the 2020 Commission Meeting Schedule | |
| III. Chair Appoints Nominating Committee for 2020 Officers (5 min) | Information |
| IV. Public Hearing: First 5 Solano FY2018/19 Annual Audit (20 min) | Action |
| Receive the FY2018/19 First 5 Solano Annual Audit
<i>Megan Richards, Deputy Director; Kyle Bartle, Eide Bailly</i> | |
| V. Public Hearing: First 5 Solano FY2018/19 Annual Report (30 min) | Action |
| Approve the First 5 Solano submission to First 5 CA for the FY2018/19 Annual Report
<i>Lorraine Fernandez, Program Manager; Lisa Niclai, Applied Survey Research</i> | |
| VI. FY2019/20 Allocations of Funding (30 min) | Action |
| A. Consider approval of an allocation of funding of up to \$40,000 for FY2019/20 to Solano County Health & Social Services, Public Health Division for dental services
<i>(Source of Funds: 2018-2023 Program Investment Plan, Unallocated Funds)</i> | |
| B. Consider approval of allocations of funding of up to \$56,945 for FY2019/20 Annual Grants in response to Request for Applications #2019-04 as follows: | |
| 1. Up to \$19,905 to Ready... Set...Survive! to provide free CPR trainings for parents of children ages 0-5 | |
| 2. Up to \$10,000 to Rio Vista CARE to build awareness in Rio Vista of Adverse Childhood Experiences | |
| 3. Up to \$18,540 to CARE 4 EM to provide "Drum and Rhythm" classes for children ages 0-5 and their caregivers. | |
| 4. Up to \$8,500 to The ChildPlay Institute to provide a nature-based education program for children ages 3-5
<i>(Source of Funds: 2018-2023 Program Investment Plan, Annual Grants)</i>
<i>Juanita Morales, Program Manager</i> | |

- VII. Policy and Oversight Committee Report** (Commissioner Huber) (10 min) **Action**
Consider approval of updates to the following policies with changes that are administrative in nature to reflect current procedures
- A. Annual Grants Policy
 - B. Business Challenge Grant Policy
 - C. Community Engagement Fund Policy
 - D. Compliance in Contracts Policy
 - E. Contracting and Procurement Policy
 - F. Co-Sponsorship of Conferences and Training Policy
- Megan Richards, Deputy Director*
- VIII. Executive Director's Report** (10 min) **Information**
Michele Harris, Executive Director
- IX. Commissioner Remarks** (5 min) **Information**
- X. Future Agenda Items, Meeting Time/Date/Location** **Information**
The next Commission meeting will be held on December 3, 2019 at 5:30PM at either 601 Texas Street, Conference Room B, Fairfield or 3375 Sonoma Boulevard, Suite 30, Vallejo. Future agenda items include: Committee Report, First 5 Center Update, First 5 Calendar Preview

ADJOURN

Vision: All Solano County children are loved, healthy, confident, eager to learn, and nurtured by their families, caregivers and communities. **Mission:** First 5 Solano Children and Families Commission is a leader that fosters and sustains effective programs and partnerships with the community to promote, support and improve the lives of young children, their families and their communities.

The First 5 Solano Children and Families Commission does not discriminate against persons with disabilities. If you require a disability-related modification or accommodation in order to participate in the meeting, please call (707) 784.1332 at least 24 hours in advance of the meeting to make arrangements. Non-confidential materials related to an item on this Agenda submitted to the Commission are available for public inspection at the First 5 Solano business office, 601 Texas Street, Suite 210, Fairfield, CA during normal business hours.

**First 5 Solano Children and Families Commission
Commission Meeting**

August 13, 2019, 5:30 PM – 7:30 PM
601 Texas Street, Fairfield, CA

Minutes

Commissioners present: Erin Hannigan, Jerry Huber, Aaron Crutison, Lisette Estrella-Henderson, Nicole Neff (Arrived 5:47 PM)

First 5 Solano Staff present: Michele Harris, Megan Richards, Kwiana Algeré, Gene Ibe, Lorraine Fernandez, Juanita Morales, Luke Winders

Members of the public present: Caleb Hervey (Seneca), Lauren Crutsinger (Seneca), Sonja New (Child Haven), Arwin Cotas-Girard (Child Haven), Jamie Diaz (Planned Parenthood NorCal), Penny Paxton (Solano County Public Health), Norma Lisenko (Innovative Health Solutions), Paul Roberts (The Childplay Institute), Kathy Lago (Solano Family & Children's Services), Lisa Eckhoff (Solano County Office of Education)

Chair Hannigan called the meeting to order at 5:37 PM

I. Call to Order/Salute to the Flag

Items II-VI were postponed until a quorum of the commission was in attendance.

VII. FY2018/19 Annual Grants Final Report

Juanita Morales, First 5 Solano Program Manager, gave a summary of outcomes for the programs that received FY2018/19 Annual Grants. Approximately \$120,000 of the available \$200,000 was awarded. The City of Suisun Recreation and Community Services was not able to meet the deliverables of their contract and returned their funding. Lauren Crutsinger and Caleb Hervey of Seneca shared the outcomes of their annual grant, serving young children of Transition Aged Youth. Sonja New and Arwin Cotas-Girard of Child Haven shared some successful results of the Therapeutic Assessment Services their grant allowed them to introduce. Jamie Diaz of Planned Parenthood thanked the Commission for their grant, which kept families from hunger or homelessness. Many of the programs funded by the grants are sustainable and will continue into the current and future fiscal years. Ms. Morales also announced the release of a second cycle of funding for FY2019/20 Annual Grants.

Commissioner Neff arrived.

II. Public Comment

No public comment

III. Consent Calendar

A. Approve the August 13, 2019 Commission Meeting Agenda.

Motion: Approve the Commission Meeting Agenda for August 13, 2019.

**Moved by Commissioner Huber; Seconded by Commissioner Estrella Henderson
Approved 5-0-0**

Yea: Commissioners Crutison, Estrella-Henderson, Hannigan, Huber, Neff

Nay: None

Abstain: None

B. Approve June 4, 2019 Commission Meeting Minutes

Motion: Approve the Commission Meeting Minutes for June 4, 2019.

**Moved by Commissioner Estrella-Henderson; Seconded by Commissioner Neff
Approved 5-0-0**

Yea: Commissioners Crutison, Estrella-Henderson, Hannigan, Huber, Neff

Nay: None

Abstain: None

IV. FY 2019/20 Allocation of Funding

This item was tabled until the next meeting due to a lack of a quorum for commissioners able to vote on the item.

V. First 5 Center Update

Megan Richards, First 5 Solano Deputy Director, brought forward two motions regarding funding for the First 5 Center at 3375 Sonoma Blvd in Vallejo, and shared updates on construction, design and signage. Ms. Richards reviewed the previous allocation for Tenant Improvements in January 2019. At that time, negotiations were under way at a different site that was smaller and had some reusable interior structure and common area bathrooms. The current site has neither. To date, \$1,155,000 has been secured and First 5 Center staff continues to fundraise. Ms. Richards described the HVAC units at the Center, one of which is characterized as at its "end of life." Ms. Richards outlined the pros and cons of replacing the HVAC unit, and recommended that the Commission replace the unit now, with an additional cost of \$150,000.

A. Consider approval of an allocation of up to \$240,000 from reserve to cover cash flow for pending funding toward tenant improvements for the First 5 Center

Motion: Consider approval of an allocation of up to \$240,000 from reserve to cover cash flow for pending funding toward tenant improvements for the First 5 Center.

**Moved by Commissioner Huber; Seconded by Commissioner Estrella-Henderson
Approved 5-0-0**

Yea: Commissioners Crutison, Estrella-Henderson, Hannigan, Huber, Neff

Nay: None

Abstain: None

- B. Consider approval of an allocation of up to \$150,000 from reserve to pay for a new HVAC unit for the First 5 Center.

Motion: Consider approval of an allocation of up to \$150,000 from reserve to pay for a new HVAC unit for the First 5 Center.

**Moved by Commissioner Huber; Seconded by Commissioner Estrella-Henderson
Approved 5-0-0**

Yea: Commissioners Crutison, Estrella-Henderson, Hannigan, Huber, Neff

Nay: None

Abstain: None

VI. Community Indicator and Strategic Plan Review

Michele Harris, First 5 Solano Executive Director, introduced Lisa Niclai and Susan Brutchy of Applied Survey Research. Ms. Brutchy reviewed the First 5 Solano Vision, Mission, Values, and Principles, along with the four priority areas of the First 5 Solano Strategic Framework. Ms. Brutchy also described the major components of Results Based Accountability (RBA) which is reflected in the Commission's Strategic Plan. Ms. Brutchy stated that the Strategic Plan is still relevant in its current iteration and no changes are recommended at this time. Ms. Niclai reviewed the Commission's indicators of community well-being and demonstrated the online dashboard of Community Indicators across three priority areas that is now available on the First 5 Solano homepage.

VIII. Policy and Oversight Committee Report

No report, as July meeting was cancelled. Next meeting is September 18, 2019.

IX. Executive Director's Report

Ms. Harris encouraged Commissioners to explore the community indicator data on the First 5 Solano website and share with others. Ms. Harris announced the launch of a Nonprofit Capacity Building Vision & Impact program in cooperation with Solano County Health and Social Services. Nine nonprofits will be bringing staff and board members. Ms. Harris shared that staff presented Triple P parenting education to five Family Law judges and to Child Welfare Services staff, already resulting in multiple referrals to the Help Me Grow Solano line for parent education classes.

X. Commissioner Remarks

Commissioner Crutison acknowledged the outstanding work Applied Survey Research has done over the years. Commissioner Huber mentioned the new push for a 'public charge' law could have great impact on Solano County families.

XI. Future Agenda Items

The next Commission meeting will be held on October 8, 2019 at 5:30PM at 601 Texas Street, Conference Room B, Fairfield. Future agenda items include: FY2019/20 Allocation of Funding, Annual Audit, FY2018/19 Annual Report, and Committee Reports.

Adjourn

Chair Hannigan adjourned the meeting at 7:46 PM.

Luke Winders, Office Assistant III

Approved:

DRAFT



IT'S ALL ABOUT THE KIDS

2020 First 5 Solano Commission & Committee Meeting Schedule

Commission Meetings 1 st Tuesday ¹ 5:30 pm - 7:30 pm 3375 Sonoma Blvd, Ste 30 Vallejo	Policy and Oversight Committee 2 nd or 3 rd Wednesday 3:30 pm - 5:00 pm 3375 Sonoma Blvd, Ste 30 Vallejo
January 14	
	February 19
March 3	March 18
April 7	April 15
	May 13
June 2	
	July 15
August 11	
	September 16
October 13	
October 24 <i>Annual Retreat 10:00 AM – 3:00 PM</i>	
	November 18
December 1	December 16

¹ January, August, and October Commission meetings are the second Tuesday



IT'S ALL ABOUT THE KIDS

DATE: October 2, 2019

TO: First 5 Solano Children and Families Commission

FROM: Commissioner Erin Hannigan, Chair

BY: Gene Ibe, Staff

SUBJ: Nominating Committee for Election of 2020 First 5 Solano Commission Officers

In December of each year, the First 5 Solano Commission elects its officers (Chair and Vice-Chair) per its Bylaws. To facilitate this process, the Commission Chair is calling for 2-3 Commissioner volunteers to comprise an ad hoc Nominating Committee to bring forward recommended officers for the upcoming year.

For the Commission's convenience, attached are copies of the Bylaws and the First 5 Solano "Commissioner Job Description," which include details about the duties of the Chair and Vice-Chair. Officers serve a term of one calendar year. Commissioners interested in serving as officers can review these materials and, if they wish to be considered, forward their names to the Nominating Committee for consideration.

Attachment A: Commission Bylaws
Attachment B: Commissioner Job Description

BY-LAWS
OF
FIRST 5 SOLANO CHILDREN AND FAMILIES COMMISSION

ARTICLE 1

AUTHORITY

The First 5 Solano Children and Families Commission is governed by the California Children and Families Act of 1998 and Solano County Code Section 7.3.

ARTICLE II

PURPOSE AND INTENT

Section 2.1 Purpose. The specific purpose of this Commission is to carry out the mandates as set forth in the California Children and Families Act of 1998 and Solano County Code Section 7.3.

ARTICLE III

POWERS AND DUTIES

Section 3.1 Powers and Duties. The powers and duties of the Commission shall be as set forth in the California Children and Families Act of 1998 and Solano County Code Section 7.3.

ARTICLE IV

MEMBERS

Section 4.1. Management of the Commission's Activities and Affairs. The activities and affairs of the Commission shall be conducted as set forth in the California Children and Families Act of 1998 and Solano County Code Section 7.3.

Section 4.2 Membership. The Commission shall be appointed by the Solano County Board of Supervisors as set forth in the California Children and Families Act of 1998 and Solano County Code Section 7.3.

Section 4.3 California Political Reform Act. Members shall comply with the terms of the California Political Reform Act.

Section 4.4 Terms of Office. The terms of office for each Commission member shall be four years. The terms of the original members shall be staggered.

SECTION V

COMMITTEES

Section 5.1 Standing and Ad Hoc Committees. The Commission may form standing committees or ad hoc committees as needed.

ARTICLE VI

OFFICERS AND DUTIES

Section 6.1 Identification and Title. The officers of the Commission shall be the Chair and the Vice-Chair.

Section 6.2 Terms of Office. The term of office for each officer shall be one year.

Section 6.3 Election of Officers. The election of officers shall take place at the first meeting in December of any year. The newly elected officers shall take office at the first meeting in January of any year. Vacancies in the positions of Chair and/or Vice-Chair that occur during the calendar year shall be filled by election as soon as possible, in accordance with the Ralph M. Brown Act, and any such officer(s) elected mid year shall serve out the remainder of the calendar year.

Section 6.4 Conduct of Meetings. The Chair shall preside at all meetings. In the absence of the Chair, the Vice-Chair shall preside. In the absence of both, the Commissioners attending shall choose a temporary Chair at the beginning of the meeting.

Section 6.5 Chair. The Chair shall:

1. Preside at all meetings of the Commission;
2. Appoint Chairs of Standing and ad hoc Committees.
3. Exercise such other powers and perform such other duties as may be prescribed by the Commission.

Section 6.6 Vice-Chair. The Vice-Chair shall have such powers and perform such duties as may be delegated by the Chair, and when the Chair is unable to preside at meetings and in his/her absence, shall preside and otherwise act as Chair.

ARTICLE VII

MEETINGS OF THE COMMISSION

Section 7.1 Meeting Time and Place. A regular time and place of meeting shall be adopted by the Commission in accordance with the Ralph M. Brown Act.

Section 7.2 Special Meetings. Special meetings of the Commission may be called from time to time provided such special meeting is called in accordance with the Ralph M. Brown Act.

ARTICLE VIII

QUORUM

Section 8.1 Quorum.

- (a) A quorum of the Commission shall be five members present.
- (b) Actions of the Commission shall be by majority vote of the full Commission.
- (c) If a quorum is lost so that no action may be taken, the meeting may continue as a committee in order to allow discussion and take testimony, provided that no action will be taken.

ARTICLE IX

RULES OF ORDER

Section 9.1 Robert's Rules of Order. Except as they may conflict with these By-Laws, the conduct of their affairs by the Commission and of all the committees shall proceed in accordance with provisions of the then-current codification of Robert's Rules of Order.

ARTICLE X

RECORDS, REPORTS AND INSPECTION RIGHTS

Section 10.1. Annual Report.

- (a) By January of each year, the Commission shall furnish a report containing the following information:
 - (1) the assets and liabilities as of the end of the fiscal year;
 - (2) the principal changes in assets and liabilities, including trust funds, during the fiscal year;
 - (3) the revenue or receipts of the Commission, both unrestricted and restricted to particular purposes, for the fiscal year;
 - (4) the expenses or disbursements of the Commission, for both general and restricted purposes, during the fiscal year; and
- (b) The report required herein shall be accompanied by any report thereon of the annual independent audit.

Section 10.2 Strategic Plan. By January of each year the Commission shall furnish a report on outcomes and changes regarding the Commission's Strategic Plan.

ARTICLE XI

MISCELLANEOUS PROVISIONS

Section 11.1 Interpretation of By-Laws.

- (a) Unless defined differently herein or unless the context requires a different meaning, terms used in these By-Laws shall have the same meaning as may be given to them in the Law, as amended from time to time.
- (b) To the extent possible, these By-Laws shall be construed as supplemental to all laws applicable to the same subject matter and shall be fully complied with unless such compliance shall be legal.
- (c) Any provision of these By-Laws which is inconsistent with any applicable law shall not be complied with, but such inconsistency shall not affect the validity of any other provision of these By-Laws, it being hereby declared that these By-Laws would have been adopted in full irrespective of the invalidity of any provision thereof.
- (d) By-Laws may be amended by majority vote at a regularly noticed Commission meeting. All proposed changes to these By-Laws shall be mailed to each Commissioner at least 10 days prior to such scheduled meeting. These By-Laws and subsequent amendments to these By-Laws shall take effect upon approval by the Board of Supervisors.

Section 11.2 Fiscal Year. The fiscal year of the Commission shall coincide with Solano County's fiscal year.

First 5 Solano Commissioner “Job Description”

I. First 5 Solano Commissioners are appointed for a four-year term.

The Commission makeup is as follows:

- One Board of Supervisor member
- Two Solano County Department of Health and Social Services representative members
- Five members, each of whom is nominated by a Board of Supervisor member (appointee need not reside in the District the appointing Board member represents)
- One ‘at large’ member

II. Major areas of Commission responsibility include, but are not limited to:

- A. **Policy/Strategic Planning:** Oversee the development of, and approve, a strategic plan as the framework for the allocation of funding for programs, services and activities that enhance the health, well-being and development of children 0-5. Oversee and actively engage in the implementation of the strategic plan.
- B. **Allocation of funds:** Independent authority to allocate funds for services for children 0-5, their families, and providers on services in accordance with the approved strategic plan.
- C. **Accountability:**
1. Ensure that the annual required independent audit is performed and submitted to the Board of Supervisors and First 5 California in accordance with established timelines.
 2. Approve an annual proposed budget and submit this budget to the Board of Supervisors in accordance with established timelines. Monitor the budget.
 3. Approve the required annual report submission to First 5 California. Monitor and review local program outcomes and documented results.
- D. **Functioning/Staffing:**
1. Approve and monitor policies as needed and ensure adherence to County policies as appropriate.
 2. Participate in the selection and evaluation of the Executive Director.
 3. Provide direction to staff to carry out the work of the Commission.
- E. **Community Engagement:** Substantively involve Solano parents, service providers, interested community members and policy makers in the activities and decision-making process of the Commission. Ensure that the Commission’s strategic plan, funding priorities, programs and services reflect community needs and priorities. Ensure the free and open flow of information among Commissioners and the public.

II. Commissioner Job Duties:

In order to fulfill these responsibilities (and carry out the other powers and duties prescribed in the Children and Families First Act, County Code Section 7.3, Commission By-Laws and applicable commission policies), Commissioners are expected to commit to a substantive level of time and effort, including but not limited to the sections below.

- A. **Meetings** – Commissioners must maintain sufficient meeting attendance in accordance with County Code Section 7.3 and the First 5 Solano Commission Meeting Attendance Policy.

All Commissioners - There are up to 8 full Commission meetings per year, generally starting in late afternoon or early evening, lasting 2-4 hours. Meetings may be located in various parts of the County, including an annual, full-day Retreat, generally on a Saturday in October, if needed and appropriate. From time to time a special meeting may be called to deal with an item that cannot be postponed until the next scheduled meeting.

The Commission Chair and Vice Chair are elected annually and serve a one-(calendar) year term. Duties and responsibilities of Commission Chair include:

- a. reviewing and approving agendas and meeting materials
- b. presiding at/conducting meetings
- c. appointing Chairs of standing and ad hoc Committees
- d. presenting reports to the full Commission
- e. carrying out any other duties/activities delegated by the Commission
- f. representing the Commission at public or other meetings.

The By-Laws provide that the Vice Chair acts as Chair if the Chair is unavailable and presides at meetings when the Chair is not present, and has the powers and performs the duties delegated to him/her by the Chair.

From time to time, the Commission forms ad hoc committees, work groups or task forces and may request one or more Commissioners to serve on these bodies.

- B. **Assignments** – The Commission also has 3 areas in which Commission members are asked to participate. Those areas are: Policy and Oversight Committee, Funding/Legislative Representation, and Program/Community Representation. The Commission Chair appoints Commission Members to one of the 3 areas. Each of the 3 areas are summarized below and detailed in the “First 5 Solano Commission and Committee Structure.”

1. Policy and Oversight Committee - The Committee meets up to 8 times/year for 2-3 hours.

The Committee Chair is appointed by the Commission Chair. The Committee Chair and members serve a minimum of one year and may serve indefinitely. Duties and Responsibilities of Committee Chair includes:

- a. reviewing and approving agendas and meeting materials
 - b. presiding at/conducting meetings
 - c. presenting reports to the full Commission
 - d. representing the Commission at public or other meetings
2. Funding/Legislative Representation - Engaging in substantive policy, funding, legislative and systems change activities to inform stakeholders of the importance of the early years on lifelong success.

 3. Program/Community Representation - Engaging in substantive program or community support activities to promote the alignment of Commission/Community priorities, foster the free flow of information and promote system change¹.

¹ With the understanding that Commissioners represent First 5 Solano and its Strategic Plan Priorities, Goals, Results and objectives.



IT'S ALL ABOUT THE KIDS

DATE: October 3, 2019
TO: First 5 Solano Children and Families Commission
FROM: Megan Richards, Deputy Director
SUBJ: **First 5 Solano FY2018/19 Annual Audit**
Motion: ***Receive the First 5 Solano FY2018/19 Annual Audit***

Enclosed is the FY2018/19 statutorily-required independent audit of the First 5 Solano Children and Families Commission. The report will be presented to the Solano County Board of Supervisors and submitted to the California State Controller's Office by the deadline of October 31, 2019.

The fiscal year 2018/19 Financial and Compliance Audit was conducted in accordance with auditing standards generally accepted in the United States of America, the standards applicable to financial audits contained in the *Government Auditing Standards*, issued by the Comptroller General of the United States and state requirements contained in the *Standards and Procedures for Audits of Local Entities Administering the California Children and Families Act*. The audit is submitted to First 5 California and the State Controller's Office.

This is the second year First 5 Solano's audit has been conducted by an outside agency. Eide Bailly (formerly Vavrinek, Trine, Day & Co) reviewed the Commission's overall financial condition, including financial statements and transactions, contracting procedures and record-keeping, and a review of First 5 Solano's and adherence to policies.

The Audit consists of 3 separate reports:

1. The Independent Auditor's Report and Financial Statements
2. Independent Auditor's Report on Internal Control Over Financial Reporting and on Compliance and Other Matters
3. The Independent Auditor's Report on State Compliance

The FY2018/19 Audit is submitted for Commission consideration.

Attachment A: Audit Transmittal Letter

Attachment B: FY2018/19 Audit of the First 5 Solano Children and Families Commission



To the Board of Commissioners
First 5 Solano Children and Families Commission
Fairfield, California

We have audited the financial statements of the governmental activities and the general fund of the First 5 Solano Children and Families Commission (Commission), a component unit of the County of Solano, California, as of and for the year ended June 30, 2019 and have issued our report thereon dated October 3, 2019. Professional standards require that we advise you of the following matters relating to our audit.

Our Responsibility in Relation to the Financial Statement Audit under Generally Accepted Auditing Standards and *Government Auditing Standards*

As communicated in our letter dated May 6, 2019, our responsibility, as described by professional standards, is to form and express an opinion about whether the financial statements that have been prepared by management with your oversight are presented fairly, in all material respects, in accordance with accounting principles generally accepted in the United States of America. Our audit of the financial statements does not relieve you or management of your respective responsibilities.

Our responsibility, as prescribed by professional standards, is to plan and perform our audit to obtain reasonable, rather than absolute, assurance about whether the financial statements are free of material misstatement. An audit of financial statements includes consideration of internal control over financial reporting as a basis for designing audit procedures that are appropriate in the circumstances, but not for the purpose of expressing an opinion on the effectiveness of the entity's internal control over financial reporting. Accordingly, as part of our audit, we considered the internal control of the Commission solely for the purpose of determining our audit procedures and not to provide any assurance concerning such internal control.

We are also responsible for communicating significant matters related to the audit that are, in our professional judgment, relevant to your responsibilities in overseeing the financial reporting process. However, we are not required to design procedures for the purpose of identifying other matters to communicate to you.

Planned Scope and Timing of the Audit

We conducted our audit consistent with the planned scope and timing we previously communicated to you.

Compliance with All Ethics Requirements Regarding Independence

The engagement team, others in our firm, as appropriate, and our firm, have complied with all relevant ethical requirements regarding independence.

Qualitative Aspects of the Entity's Significant Accounting Practices

Significant Accounting Policies

Management has the responsibility to select and use appropriate accounting policies. A summary of the significant accounting policies adopted by the Commission is included in Note 1 to the financial statements. There have been no initial selection of accounting policies and no changes in significant accounting policies or their application during the year ended June 30, 2019. No matters have come to our attention that would require us, under professional standards, to inform you about (1) the methods used to account for significant unusual transactions and (2) the effect of significant accounting policies in controversial or emerging areas for which there is a lack of authoritative guidance or consensus.

Significant Accounting Estimates

Accounting estimates are an integral part of the financial statements prepared by management and are based on management's current judgments. Those judgments are normally based on knowledge and experience about past and current events and assumptions about future events. Certain accounting estimates are particularly sensitive because of their significance to the financial statements and because of the possibility that future events affecting them may differ markedly from management's current judgments.

The most sensitive accounting estimates affecting the financial statements are amounts related to the net pension liability and related deferred inflows of resources and deferred outflows of resources, the net other post-employment benefits (OPEB) liability and related deferred inflows of resources and deferred outflows of resources.

Management's estimates of the amounts related to:

- The net pension liability and deferred inflows of resources and deferred outflows of resources are based on actuarial valuations and a proportionate share of the collective net pension liability of the County of Solano's miscellaneous agent multiple-employer plan. The valuations are sensitive to the underlying actuarial assumptions used, including, but not limited to the investment rate of return and discount rate and the Commission's proportionate share of the plan's collective net pension liability.
- The net OPEB liability, related deferred inflows of resources and deferred outflows of resources, and disclosures are based on actuarial valuations and the Commission's proportionate share of the collective net OPEB liability of the County of Solano's multi-employer defined benefit healthcare plan. The valuations are sensitive to the underlying actuarial assumptions used, including, but not limited to, the investment rate of return, discount rate, and healthcare cost trend rate.

We evaluated the key factors and assumptions used to develop the above estimates and determined that it is reasonable in relation to the basic financial statements taken as a whole.

Financial Statement Disclosures

Certain financial statement disclosures involve significant judgment and are particularly sensitive because of their significance to financial statement users. The most sensitive disclosure affecting the Commission's financial statements relate to the disclosure of the Commission's defined benefit pension plan in Note 5 disclose what the impact of a 1% increase or decrease in the discount rate is on the Commission's net pension liability.

Significant Difficulties Encountered during the Audit

We encountered no significant difficulties in dealing with management relating to the performance of the audit.

Uncorrected and Corrected Misstatements

For purposes of this communication, professional standards require us to accumulate all known and likely misstatements identified during the audit, other than those that we believe are trivial, and communicate them to the appropriate level of management. Further, professional standards require us to also communicate the effect of uncorrected misstatements related to prior periods on the relevant classes of transactions, account balances or disclosures, and the financial statements as a whole.

The attached Schedule of Uncorrected Misstatements summarizes uncorrected financial statement misstatements whose effects in the current period, as determined by management, are immaterial, both individually and in the aggregate, to the financial statements taken as a whole.

The effect of these uncorrected misstatements as of and for the year ended June 30, 2019, is an overstatement of the change in fund balance for the General Fund and change in net position for the Governmental Activities of approximately \$32,570.

Disagreements with Management

For purposes of this letter, professional standards define a disagreement with management as a matter, whether or not resolved to our satisfaction, concerning a financial accounting, reporting, or auditing matter, which could be significant to the Commission's financial statements or the auditor's report. No such disagreements arose during the course of the audit.

Representations Requested from Management

We have requested certain written representations from management which are included in the management representation letter dated October 3, 2019.

Management's Consultations with Other Accountants

In some cases, management may decide to consult with other accountants about auditing and accounting matters. Management informed us that, and to our knowledge, there were no consultations with other accountants regarding auditing and accounting matters.

Other Significant Matters, Findings, or Issues

In the normal course of our professional association with the Commission, we generally discuss a variety of matters, including the application of accounting principles and auditing standards, operating conditions affecting the entity, and operating plans and strategies that may affect the risks of material misstatement. None of the matters discussed resulted in a condition to our retention as Commission's auditors.

This report is intended solely for the information and use of the Board of Commissioners, and management of the Commission and is not intended to be, and should not be, used by anyone other than these specified parties.

Eide Bailly LLP

Sacramento, California
October 3, 2019

**FIRST 5 SOLANO CHILDREN AND FAMILIES COMMISSION
SCHEDULE OF UNCORRECTED MISSTATEMENTS
FOR THE YEAR ENDED JUNE 30, 2019**

Number	Opinion Unit	Account/Description	Debit	Credit
1	General Fund/ Governmental Activities	Intergovernmental revenues Due from State Commission	\$ 32,570	\$ 32,570
<i>(To adjust for actual revenues received subsequent to year-end.)</i>				



Financial Statements
For the Year Ended June 30, 2019

**FIRST 5 SOLANO
CHILDREN AND FAMILIES
COMMISSION**

**FIRST 5 SOLANO
CHILDREN AND FAMILIES COMMISSION
FOR THE YEAR ENDED JUNE 30, 2019**

TABLE OF CONTENTS

First 5 Solano Commission Membership	1
Independent Auditor's Report	2
Management's Discussion and Analysis	4
Basic Financial Statements	
Government-Wide Financial Statements	
Statement of Net Position	11
Statement of Activities	13
Fund Financial Statements	
Balance Sheet – Governmental Fund	13
Reconciliation of the Balance Sheet of the Governmental Fund to the Statement of Net Position	14
Statement of Revenues, Expenditures and Changes in Fund Balance – Governmental Fund	15
Reconciliation of the Statement of Revenues, Expenditures and Changes in Fund Balance of the Governmental Fund to the Statement of Activities	15
Notes to Basic Financial Statements	17
Required Supplementary Information	
Schedule of Revenues, Expenditures and Changes in Fund Balance – General Fund, Budget and Actual	33
Schedule of the Commission's Proportionate Share of the Net Pension Liability	34
Schedule of Pension Contributions	35
Schedule of the Commission's Proportionate Share of the Net OPEB Liability	36
Schedule of OPEB Contributions	37
Notes to Required Supplementary Information	38

Supplemental Information

Schedule of Expenses by Fund Source and Net Position of SCCFC Funds for First 5 Programs and Activities	39
Independent Auditors' Report on Internal Control Over Financial Reporting and on Compliance and Other Matters Based on an Audit of Financial Statements Performed in Accordance with <i>Government Auditing Standards</i>	40
Independent Auditors' Report on State Compliance	42

First 5 Solano Children & Families Commission

Commissioners

(as of June 30, 2019)

Erin Hannigan, Chair
Solano County Board of Supervisors District 1

Gerald Huber, Vice Chair
Director of Health & Social Services, Solano County

Dan Ayala
Retired Air Force Technical Sergeant

Jennifer Barton
Chief of Staff, Assemblymember Jim Frazier

Aaron Crutison
Deputy Director of Health & Social Services, Solano County

Lisette Estrella-Henderson
Solano County Superintendent of Schools

Nicole Neff
Parent

Mina Diaz
Realtor, RE/MAX Gold and Founder of Diaz & Loera Centro Latino

This page intentionally left blank.



FINANCIAL SECTION



INDEPENDENT AUDITOR'S REPORT

To the Board of Commissioners
First 5 Solano Children and Families Commission
Fairfield, California

Report on the Financial Statement

We have audited the accompanying financial statements of the governmental activities and the general fund of the First 5 Solano Children and Families Commission (Commission), a component unit of the County of Solano, California, as of and for the year ended June 30, 2019, and the related notes to the financial statements, which collectively comprise the Commission's basic financial statements as listed in the table of contents.

Management's Responsibility for the Financial Statements

Management is responsible for the preparation and fair presentation of these financial statements in accordance with accounting principles generally accepted in the United States of America; this includes the design, implementation, and maintenance of internal control relevant to the preparation and fair presentation of financial statements that are free from material misstatement, whether due to fraud or error.

Auditor's Responsibility

Our responsibility is to express opinions on these financial statements based on our audit. We conducted our audit in accordance with auditing standards generally accepted in the United States of America and the standards applicable to financial audits contained in *Government Auditing Standards*, issued by the Comptroller General of the United States. Those standards require that we plan and perform the audit to obtain reasonable assurance about whether the financial statements are free from material misstatement.

An audit involves performing procedures to obtain audit evidence about the amounts and disclosures in the financial statements. The procedures selected depend on the auditor's judgment, including the assessment of the risks of material misstatement of the financial statements, whether due to fraud or error. In making those risk assessments, the auditor considers internal control relevant to the entity's preparation and fair presentation of the financial statements in order to design audit procedures that are appropriate in the circumstances, but not for the purpose of expressing an opinion on the effectiveness of the entity's internal control. Accordingly, we express no such opinion. An audit also includes evaluating the appropriateness of accounting policies used and the reasonableness of significant accounting estimates made by management, as well as evaluating the overall presentation of the financial statements.

We believe that the audit evidence we have obtained is sufficient and appropriate to provide a basis for our audit opinions.

Opinions

In our opinion, the financial statements referred to above present fairly, in all material respects, the respective financial position of the governmental activities and the general fund of the Commission, as of June 30, 2019, and the respective changes in financial position thereof for the year then ended in accordance with accounting principles generally accepted in the United States of America.

Other Matters

Required Supplementary Information

Accounting principles generally accepted in the United States of America require that the management's discussion and analysis, budgetary comparison information, the schedule of proportionate share of the net pension liability, the schedule of pension contributions, the schedule of proportionate share of the net other post employment benefit (OPEB) liability, and the schedule of OPEB contributions as listed in the table of contents be presented to supplement the basic financial statements. Such information, although not a part of the basic financial statements, is required by the Governmental Accounting Standards Board, who considers it to be an essential part of financial reporting for placing the basic financial statements in an appropriate operational, economic, or historical context. We have applied certain limited procedures to the required supplementary information in accordance with auditing standards generally accepted in the United States of America, which consisted of inquiries of management about the methods of preparing the information and comparing the information for consistency with management's responses to our inquiries, the basic financial statements, and other knowledge we obtained during our audit of the basic financial statements. We do not express an opinion or provide any assurance on the information because the limited procedures do not provide us with sufficient evidence to express an opinion or provide any assurance.

Other Information

Our audit was conducted for the purpose of forming opinions on the financial statements that collectively comprise the Commission's basic financial statements. The schedule of expenses by fund source and net position of SCCFC funds for First 5 programs and activities (Schedule) is presented for the purpose of additional analysis and is not a required part of the basic financial statements.

The Schedule is the responsibility of management and were derived from and relate directly to the underlying accounting and other records used to prepare the basic financial statements. Such information has been subjected to the auditing procedures applied in the audit of the basic financial statements and certain additional procedures, including comparing and reconciling such information directly to the underlying accounting and other records used to prepare the basic financial statements or to the basic financial statements themselves, and other additional procedures in accordance with auditing standards generally accepted in the United States of America. In our opinion, the Schedule is fairly stated, in all material respects, in relation to the basic financial statements as a whole.

Other Reporting Required by *Government Auditing Standards*

In accordance with *Government Auditing Standards*, we have also issued our report dated October 3, 2019 on our consideration of the Commission's internal control over financial reporting and on our tests of its compliance with certain provisions of laws, regulations, contracts, and grant agreements and other matters. The purpose of that report is solely to describe the scope of our testing of internal control over financial reporting and compliance and that results of that testing, and not to provide an opinion on the effectiveness of the Commission's internal control over financial reporting or on compliance. That report is an integral part of an audit performed in accordance with *Government Auditing Standards* in considering the Commission's internal control over financial reporting and compliance.

Edie Bailly LLP

Sacramento, California
October 3, 2019

Management's Discussion and Analysis

As management of the First 5 Solano Children & Families Commission (Commission), we offer readers of the Commission's financial statements this narrative overview and analysis of the financial activities of the Commission for the fiscal year ended June 30, 2019. We encourage readers to consider the information presented here in conjunction with additional information in our financial statements.

Financial Highlights

- The Commission's net position totaled \$8,737,448 at June 30, 2019. \$176,690 is reported as net investment in capital assets, \$348,310 is restricted for capital projects related to tenant improvements, and \$8,212,448 is unrestricted.
- The Commission's total net position increased by \$1,270,422 due to a variety of factors including:
 - Capital contributions received in FY2018/19 for tenant improvements which will be fully spent in FY2019/20.
 - Underspending on grants; primarily those which were new in FY2018/19 and took time to start up.
- At June 30, 2019, the Commission's governmental funds reported an ending fund balance of \$9,751,039, an increase of \$1,397,363 from June 30, 2018. Of the ending fund balance at June 30, 2019, \$348,310 is categorized as restricted for tenant improvements, \$4,186,951 is categorized as committed for contractual obligations for First 5 program expenditures, and \$656,146 categorized as assigned for contractual obligations for lease expenditures. The remaining fund balance of \$4,559,632 is categorized as unassigned. The Commission's funds are for the purpose of the entity.

Overview of the Financial Statements

This management discussion and analysis is intended to serve as an introduction to the Commission's basic financial statements. The Commission's basic financial statements are comprised of three components: 1) government-wide financial statements, 2) fund financial statements, and 3) notes to the financial statements.

Government-wide financial statements. The government-wide financial statements are designed to provide readers with a broad overview of the Commission's finances, in a manner similar to a private-sector business.

The statement of net position presents information on the Commission's assets/deferred outflows of resources and liabilities/deferred inflows of resources, with the difference reported as net position. Over time, increases or decreases in net position may serve as a useful indicator of whether the financial position of the Commission is improving or deteriorating. The Commission has adopted a revised Long-Term Financial Plan (LTFP) which projects the Commission's assets over a ten-year period of time (FY2016/17-FY2025/26).

The statement of activities presents information showing how the Commission's net position changed during the fiscal year. All changes in net position are reported as soon as the underlying event giving rise to the change occurs, regardless of timing of related cash flows. Thus, revenues and expenses are reported in this statement for some items that will only result in cash flows in future fiscal periods.

The government-wide financial statements can be found on pages 11-12 of this report.

FIRST 5 SOLANO CHILDREN AND FAMILIES COMMISSION

MANAGEMENT'S DISCUSSION AND ANALYSIS FOR THE YEAR ENDED JUNE 30, 2019

Fund financial statements. A fund is a grouping of related accounts used to maintain control over resources that have been segregated for specific activities or objectives. The Commission, like other state and local governments, uses fund accounting to ensure and demonstrate compliance with finance-related legal requirements.

Governmental funds. Governmental funds are used to account for essentially the same functions reported as governmental activities in the government-wide financial statements. However, unlike the government-wide financial statements, governmental fund financial statements focus on near-term inflows and outflows of spendable resources, as well as on balances of spendable resources available at the end of the fiscal year. Such information may be useful in evaluating a Commission's near-term financing requirements.

Since the focus of governmental funds is narrower than that of the government-wide financial statements, it is useful to compare the information presented for governmental funds with similar information presented for governmental activities in the government-wide financial statements. By doing so, readers may better understand the long-term impact of the Commission's near-term financing decisions. Both the governmental fund balance sheet and the governmental fund statement of revenues, expenditures, and changes in fund balance provide a reconciliation to facilitate this comparison between governmental funds and governmental activities.

The basic governmental fund financial statements can be found on pages 13-16 of this report.

Notes to the financial statements. The notes provide additional information that is essential to a full understanding of the data provided in the government-wide and fund financial statements. The notes to the financial statements can be found on pages 17-32 of this report.

Required Supplementary Information. In addition to the basic financial statements and accompanying notes, this report also presents certain required supplementary information concerning the Commission's budgetary comparison schedule for the Commission's general fund, pension schedules and OPEB schedules. Required supplementary information can be found on pages 33-37 of this report.

FIRST 5 SOLANO CHILDREN AND FAMILIES COMMISSION

**MANAGEMENT'S DISCUSSION AND ANALYSIS
FOR THE YEAR ENDED JUNE 30, 2019**

Government-wide Financial Analysis

As noted earlier, net position may serve over time as a useful indicator of the Commission’s financial position. In the case of the Commission, assets/deferred outflows of resources exceeded liabilities/deferred inflows of resources by \$8,737,448 at June 30, 2019.

First 5 Solano Children & Families Commission
Government-wide
Statement of Net Position
June 30, 2019 and 2018

	2019	2018
Assets:		
Current assets	\$ 10,224,457	\$ 8,902,274
Non-current assets	176,690	-
Total assets	10,401,147	8,902,274
Deferred Outflows of Resources:		
Deferred outflows related to pensions and OPEB	267,942	375,785
Total deferred outflows of resources	267,942	375,785
Liabilities:		
Current liabilities	501,970	548,598
Non-current liabilities	1,384,136	1,226,869
Total liabilities	1,886,106	1,775,467
Deferred Inflows of Resources:		
Deferred inflows related to pensions and OPEB	45,535	35,566
Total deferred inflows of resources	45,535	35,566
Net Position:		
Net investment in capital assets	176,690	-
Restricted	348,310	-
Unrestricted	8,212,448	7,467,026
Total net position	\$ 8,737,448	\$ 7,467,026

The key elements in the significant changes in assets/deferred outflows of resources and current/non-current liabilities/deferred inflows of resources are as follows:

Current assets: Current assets increased by \$1,322,183 from June 30, 2018. The primary reasons are revenues received in FY2018/19 for tenant improvements which will be spent in FY2019/20 and underspending on grants; primarily those which were new in FY2018/19 and took time to start up.

Non-current assets: Non-current assets increased by \$176,690 from June 30, 2018. This was due to capitalization of tenant improvements on the renovations of the Commission’s Vallejo First 5 Center.

Deferred outflows of resources: Deferred outflows of resources decreased by \$107,843 from June 30, 2018. The decrease is attributable to employer contributions to the pension and OPEB plan applicable to a future accounting period and current year changes in the net pension liability and related amortization and other factors.

FIRST 5 SOLANO CHILDREN AND FAMILIES COMMISSION

MANAGEMENT'S DISCUSSION AND ANALYSIS FOR THE YEAR ENDED JUNE 30, 2019

Current liabilities: Current liabilities decreased by \$46,628 from June 30, 2018. The decrease is due to amounts owed to vendors for goods and services received prior to fiscal year-end.

Non-current liabilities: Non-current liabilities increased by \$157,267 from June 30, 2018. The increase is due to an increase of the Commission's proportionate share of the net pension liability. Some contributing factors to the decrease were the difference in expected and actual experience and changes in assumptions.

Deferred inflows of resources: Deferred inflows of resources increased by \$9,969. The increase is attributable to current year changes in the net pension liability, net OPEB liability, related amortization, and other factors.

Governmental activities increased the Commission's net position by \$1,270,422 during fiscal year 2018/19, which represents an increase of approximately 17% from total net position at June 30, 2018. The primary reasons are capital contributions received in FY2018/19 for tenant improvements which will be fully spent in FY2019/20, underspending on grants; primarily those which were new in FY2018/19 and took time to start up, and an overall increase in Prop 10 revenues.

FIRST 5 SOLANO CHILDREN AND FAMILIES COMMISSION

**MANAGEMENT'S DISCUSSION AND ANALYSIS
FOR THE YEAR ENDED JUNE 30, 2019**

	2019	2018
Program expenses:		
Strategic plan implementation		
Employee services	\$ 1,248,962	\$ 522,567
Program evaluation costs	110,850	135,150
Countywide admin overhead	44,600	49,385
Interfund services	31,431	47,454
Professional & specialized services	61,182	60,344
Rents & leases	71,463	55,374
Memberships	7,354	7,226
Transportation & travel	9,063	10,363
Communication	5,853	5,945
Insurance	7,353	7,411
Special departmental expense	7,650	4,615
Supplies	2,999	1,732
Meals/Refreshments	3,682	2,854
Non capitalized equipment	4,363	-
Miscellaneous	6,531	3,150
Total strategic plan implementation expenses	<u>1,623,336</u>	<u>913,570</u>
Grant:		
Family support	306,697	564,308
Early mental health	450,554	502,556
Child care and development	340,645	421,920
Annual Grants	161,667	-
Pre K academy	187,828	204,328
Systems change	222,074	220,075
Community engagement	83,518	86,846
Co-sponsorship of conferences	9,650	18,475
Help me grow	200,000	-
Oral health	20,154	-
EPSDT - Early Periodic Screening Diagnosis & Treatment	-	185,371
H&SS IFSI - Family Strengthening Project	-	161,852
Pre-natal grants	-	35,000
Health access initiative	-	121,000
Total grant expenses	<u>1,982,787</u>	<u>2,521,731</u>
Total program expenses	<u>3,606,123</u>	<u>3,435,301</u>
Program revenues:		
Operating grants and contributions	3,722,846	3,247,429
Charges for services	454,418	344,643
Donations/grants	-	52,846
Capital grants and contributions	525,000	-
Total program revenues	<u>4,702,264</u>	<u>3,644,918</u>
Net program revenues	<u>1,096,141</u>	<u>209,617</u>
General revenues:		
Investment income	174,281	102,534
Total general revenues	<u>174,281</u>	<u>102,534</u>
Change in net position	1,270,422	312,151
Net position:		
Beginning	7,467,026	7,154,875
End of the year	<u>\$ 8,737,448</u>	<u>\$ 7,467,026</u>

FIRST 5 SOLANO CHILDREN AND FAMILIES COMMISSION

MANAGEMENT'S DISCUSSION AND ANALYSIS FOR THE YEAR ENDED JUNE 30, 2019

The key elements for the significant changes in net position are as follows:

Program expenses-general:

General expenses increased overall from prior year by \$709,766. The most significant increases are noted as follows:

- Employee services increased by \$726,395 mainly due to changes in the Commission's proportionate share of the County's net pension liability and related deferred inflows and outflows of resources.

Program expenses-grants:

Grant expenses decreased overall from prior year by \$538,944.

The Commission transitioned to the 2018-2023 Program Investment Plan which reduced on-going expenditure to be in line with long term revenue. The 2018-2023 Program Investment Plan transitioned several program strategies including:

- Transitioned family strengthening from support in each city to intentional support based on city indicators.
- Reduced early mental health treatment funding and implemented Triple P Positive Parenting Program which was matched by Mental Health Services Act.
- Began planning for the Vallejo First 5 Center which was budgeted in FY2018/19, but will not be implemented until FY2019/20

The decrease in grant expenses is related to intentional decrease in budgeted grant expenditure, along with an underspending of grant—primarily with new grants which were starting up.

Program revenue:

Program revenue increased from prior year by \$1,057,346. This was primarily due to increased funding from First 5 California Proposition 10 annual allocations and IMPACT funding and capital contributions for tenant improvements for the Vallejo First 5 Center from local governments.

Financial Analysis of the Commission's Governmental Funds

As noted earlier, the Commission uses fund accounting to ensure and demonstrate compliance with finance-related legal requirements.

Governmental funds. The general fund is a governmental fund type that is used to account for general activities of the Commission. The focus of the Commission's governmental fund is to provide information on near-term inflows, outflows, and balances of spendable resources. Such information is useful in assessing the Commission's net resources available for spending at the end of the fiscal year. At June 30, 2019, the Commission's general fund reported an ending fund balance of \$9,751,039. This was the result of an increase to fund balance of \$1,397,676 for the fiscal year ended June 30, 2019.

Governmental revenues totaled \$4,876,545 in fiscal year 2018/19. This represents an increase of approximately 30% from fiscal year 2017/18. This increase is due to an increase in Proposition 10 revenue, IMPACT revenue, increased investment income, and revenue for tenant improvements.

FIRST 5 SOLANO CHILDREN AND FAMILIES COMMISSION

MANAGEMENT'S DISCUSSION AND ANALYSIS FOR THE YEAR ENDED JUNE 30, 2019

Governmental expenditures totaled \$3,479,182 in fiscal year 2018/19. This represents a decrease of approximately 8% from fiscal year 2017/18 due primarily to the intentional budgeted decrease for various services funded by grant expenditures.

Budgetary Highlights

The Commission's general fund budget (Adopted and Final versions) is reflected in the Schedule of Revenues, Expenditures, and Changes in Fund Balance – Budget and Actual, as presented on page 33 in the Required Supplementary Information (RSI) section of this report.

Revenues recognized were less than budget by \$145,008 as a result of less charges for services provided to Health & Social Services Mental Health Division for early childhood mental health programs. Expenditures incurred were less than budget by \$1,590,110 due to the overall reduction in grant disbursement expenditures resulting from the new funding cycle that reduced overall allocations to various grant categories as well as underspending on grants—primarily those that were in Year 1.

Debt Administration

Capital assets – At June 30, 2019, the Commission has \$176,690 of capital assets related to tenant improvements under construction for the Vallejo First 5 Center. The Commission anticipates taking occupancy in November 2019.

Long-term liabilities – At June 30, 2019, the Commission had \$1,384,136 of long term liabilities composed of the net pension liability, net OPEB liability, and compensated absences. For more information, see Note 2 on page 23 of this report.

Economic Factors and Next Year's Operating Activities

Fiscal Year 2019/20 will be the second year of the Commission's 2018-2023 Program Investment Plan and budgeted revenue and expenditure will remain relatively stable with FY2018/19, with the exception of tenant improvements and program expenditure related the implementation of the First 5 Center in Vallejo.

Requests for Information

This financial report is designed to provide a general overview of the Commission's finances for all those with an interest with the government's finances. Questions concerning any of the information provided in this report or requests for additional financial information should be addressed to the First 5 Solano Children and Families Commission, 601 Texas Street, Suite 210, Fairfield, California 94533.



BASIC FINANCIAL STATEMENTS

FIRST 5 SOLANO CHILDREN AND FAMILIES COMMISSION

**GOVERNMENT-WIDE FINANCIAL STATEMENTS
STATEMENT OF NET POSITION
JUNE 30, 2019**

	<u>Governmental Activities</u>
ASSETS	
Current assets	
Cash and investments in County Treasury	\$ 8,788,708
Restricted cash and investments in County Treasury	348,310
Due from County	177,433
Due from State Commission	910,006
Total current assets	<u>10,224,457</u>
Noncurrent assets	
Capital assets, not being depreciated	176,690
Total noncurrent assets	<u>176,690</u>
Total assets	<u>10,401,147</u>
DEFERRED OUTFLOWS OF RESOURCES	
Deferred outflows related to pensions	255,640
Deferred outflows related to OPEB	12,302
Total deferred outflows of resources	<u>267,942</u>
LIABILITIES	
Current liabilities	
Outstanding warrants	46,449
Accounts payable	255,366
Due to County	85,126
Due to other agencies	86,477
Compensated absences	28,552
Total current liabilities	<u>501,970</u>
Noncurrent liabilities	
Compensated absences, net of current portion	10,638
Net pension liability	1,327,469
Net OPEB liability	46,029
Total noncurrent liabilities	<u>1,384,136</u>
Total liabilities	<u>1,886,106</u>
DEFERRED INFLOWS OF RESOURCES	
Deferred inflows related to pensions	43,375
Deferred inflows related to OPEB	2,160
Total deferred inflows of resources	<u>45,535</u>
NET POSITION	
Net investment in capital assets	176,690
Restricted for capital projects	348,310
Unrestricted	8,212,448
Total net position	<u>\$ 8,737,448</u>

The accompanying notes are an integral part of these financial statements.

FIRST 5 SOLANO CHILDREN AND FAMILIES COMMISSION

**GOVERNMENT-WIDE FINANCIAL STATEMENTS
STATEMENT OF ACTIVITIES
FOR THE YEAR ENDED JUNE 30, 2019**

	Governmental Activities
Program expenses:	
Strategic plan implementation:	
Employee services	\$ 1,248,962
Program evaluation costs	110,850
Countywide admin overhead	44,600
Interfund services	31,431
Professional & specialized services	61,182
Rents & leases	71,463
Memberships	7,354
Transportation & travel	9,063
Communication	5,853
Insurance	7,353
Special departmental expense	7,650
Supplies	2,999
Meals/Refreshments	3,682
Non capitalized equipment	4,363
Miscellaneous	6,531
Total strategic plan implementation expenses	<u>1,623,336</u>
Grants:	
Family support	306,697
Early mental health	450,554
Child care and development	340,645
Annual grants	161,667
Pre K academy	187,828
Systems change	222,074
Community engagement	83,518
Co-sponsorship of conferences	9,650
Help me grow	200,000
Oral health	20,154
Total grant expenses	<u>1,982,787</u>
Total program expenses	<u>3,606,123</u>
Program revenues:	
Operating grants and contributions	3,722,846
Charges for services	454,418
Capital grants and contributions	525,000
Total program revenues	<u>4,702,264</u>
Net program revenues	<u>1,096,141</u>
General revenues:	
Investment income	174,281
Total general revenues	<u>174,281</u>
Change in net position	1,270,422
Net position- beginning of year	7,467,026
Net position- end of year	<u>\$ 8,737,448</u>

The accompanying notes are an integral part of these financial statements.

FIRST 5 SOLANO CHILDREN AND FAMILIES COMMISSION

**BALANCE SHEET
GOVERNMENTAL FUND
JUNE 30, 2019**

	<u>General Fund</u>
Assets	
Cash and investments in County Treasury	\$ 8,788,708
Restricted cash and investments in County Treasury	348,310
Due from County	177,433
Due from State Commission	910,006
Total assets	<u>\$ 10,224,457</u>
Liabilities	
Outstanding warrants	\$ 46,449
Accounts payable	255,366
Due to County	85,126
Due to other agencies	86,477
Total liabilities	<u>473,418</u>
Fund Balance	
Restricted	348,310
Committed	4,186,951
Assigned	656,146
Unassigned	4,559,632
Total fund balance	<u>9,751,039</u>
Total liabilities and fund balance	<u>\$ 10,224,457</u>

The accompanying notes are an integral part of these financial statements.

FIRST 5 SOLANO CHILDREN AND FAMILIES COMMISSION

**RECONCILIATION OF THE BALANCE SHEET
OF THE GOVERNMENTAL FUND TO THE STATEMENT OF NET POSITION
JUNE 30, 2019**

Governmental fund balance	\$ 9,751,039
Amounts reported for governmental activities in the statement of net position are different because:	
Capital assets used in governmental activities are not financial resources and, therefore, are not reported in governmental funds.	176,690
Deferred inflows and outflows of resources related to the net pension liability are not due and payable in the current period and therefore, are not reported in the funds:	
Deferred outflows of resources related to pensions	255,640
Deferred inflows of resources related to pensions	(43,375)
Deferred inflows and outflows of resources related to the net OPEB liability are not due and payable in the current period and therefore, are not reported in the funds:	
Deferred outflows of resources related to OPEB	12,302
Deferred inflows of resources related to OPEB	(2,160)
Long-term liabilities are not due and payable in the current period and, therefore, are not reported in the funds.	
Compensated absences	(39,190)
Long-term obligations- net pension liability	(1,327,469)
Long-term obligations- net OPEB liability	(46,029)
Net position of governmental activities	<u>\$ 8,737,448</u>

The accompanying notes are an integral part of these financial statements.

FIRST 5 SOLANO CHILDREN AND FAMILIES COMMISSION

**RECONCILIATION OF THE STATEMENT OF REVENUES,
EXPENDITURES AND CHANGES IN FUND BALANCE OF THE GOVERNMENTAL FUND
TO THE STATEMENT OF ACTIVITIES
FOR THE YEAR ENDED JUNE 30, 2019**

	<u>General Fund</u>
Revenues:	
Intergovernmental revenues	\$ 3,625,856
Charges for services	454,418
Investment income	174,281
Donations/grants	96,990
Capital grants and contributions	525,000
Total revenues	<u>4,876,545</u>
Expenditures:	
Current	
Strategic plan implementation:	
Employee services	945,331
Program evaluation costs	110,850
Countywide admin overhead	44,600
Interfund services	31,431
Professional & specialized services	61,182
Rents & leases	71,463
Memberships	7,354
Transportation & travel	9,063
Communication	5,853
Insurance	7,353
Special departmental expense	7,650
Supplies	2,999
Meals/Refreshments	3,682
Non capitalized equipment	4,363
Miscellaneous	6,531
Total strategic plan implementation expenditures	<u>1,319,705</u>
Grants:	
Family support	306,697
Early mental health	450,554
Child care and development	340,645
Annual grants	161,667
Pre K academy	187,828
Systems change	222,074
Community engagement	83,518
Co-sponsorship of conferences	9,650
Help me grow	200,000
Oral health	20,154
Total grant expenditures	<u>1,982,787</u>
Capital outlay:	
Tenant improvements	176,690
Total capital outlay expenditures	<u>176,690</u>
Total expenditures	<u>3,479,182</u>
Net change in fund balance	1,397,363
Fund balance - beginning	8,353,676
Fund balance - ending	<u>\$ 9,751,039</u>

The accompanying notes are an integral part of these financial statements.

FIRST 5 SOLANO CHILDREN AND FAMILIES COMMISSION

**RECONCILIATION OF THE STATEMENT OF REVENUES,
EXPENDITURES AND CHANGES IN FUND BALANCE OF THE GOVERNMENTAL FUND
TO THE STATEMENT OF ACTIVITIES
FOR THE YEAR ENDED JUNE 30, 2019**

Changes in fund balance - governmental funds \$ 1,397,363

Amounts reported for governmental activities in the statement of activities are different because:

Governmental funds report capital outlays as expenditures. However, in the statement of activities the cost of capital assets is allocated over their estimated useful lives and reported as depreciation expense.

Tenant improvements 176,690

Compensated absences expenses reported in the statement of activities do not require the use of current financial resources and therefore are not reported as expenditures in governmental funds. This amount represents the net change in the compensated absences liability. (7,533)

Governmental funds report OPEB plan contributions as expenditures. However, in the statement of activities, OPEB expense is measured as the change in net OPEB liability and the amortization of deferred outflows and inflows related to OPEB. The following amount reflect changes in the OPEB related balances. 9,156

Governmental funds report pension contributions as expenditures. However, in the statement of activities, pension expense is measured as the change in net pension liability and the amortization of deferred outflows and inflows related to pensions. The following amounts reflect changes in the pension related balances. (305,254)

Change in net position of governmental activities \$ 1,270,422

The accompanying notes are an integral part of these financial statements.

FIRST 5 SOLANO CHILDREN AND FAMILIES COMMISSION

NOTES TO BASIC FINANCIAL STATEMENTS

JUNE 30, 2019

NOTE 1 – SUMMARY OF SIGNIFICANT ACCOUNTING POLICIES

Reporting Entity

Solano County is a political subdivision of the State of California. An elected, five member Board of Supervisors governs the County.

First 5 Solano Children and Families Commission (Commission) was organized on July 8, 1999, by the Solano County Board of Supervisors through the adoption of Ordinance No. 1579 in accordance with the California Children and Families Act of 1998. The Commission currently operates under the State of California Health and Safety Code§ 130100-130155 and Solano County Code§ 7.3. The purpose of the Commission is to promote, support, and improve the early development of children from the prenatal stage through five years of age. The First 5 Solano Commission is funded by a surtax imposed statewide on the sale and distribution of cigarettes and other tobacco related products.

The Commission consists of nine members encompassing a myriad of professional and personal experience. The Board of Supervisors of Solano County approves the appointment of each Commission member's four-year term.

Basis of Accounting Measurement Focus

The basic financial statements of the Commission are composed of the following:

- Government-wide financial statements
- Fund financial statements
- Notes to the basic financial statements

Government-wide Financial Statements

Government-wide financial statements consist of the statement of net position and the statement of activities. These statements are presented on an economic resources measurement focus. All economic resources and obligations of the reporting government are reported in the financial statements.

The government-wide financial statements have been prepared on the accrual basis of accounting. Revenues, expenses, gains, losses, assets, and liabilities resulting from exchange and exchange-like transactions are recognized when the exchange takes place. Revenues, expenses, gains, losses, assets and liabilities resulting from non-exchange transactions are recognized in accordance with the requirements of GASB Statement No. 33.

Fund Financial Statements

The fund financial statements consist of the balance sheet and the statement of revenues, expenditures and changes in fund balance of the Commission's general fund. These statements are presented on a current financial resources measurement focus. Generally, only current assets, deferred outflows of resources, current liabilities and deferred inflows of resources are included on the balance sheet. The statement of revenues, expenditures and changes in fund balance for the governmental fund generally presents inflows (revenues) and outflows (expenditures) in net current position. All operations of the Commission are accounted for in the general fund.

FIRST 5 SOLANO CHILDREN AND FAMILIES COMMISSION

NOTES TO BASIC FINANCIAL STATEMENTS

JUNE 30, 2019

NOTE 1 – SUMMARY OF SIGNIFICANT ACCOUNTING POLICIES (Continued)

Fund Financial Statements (Continued)

The fund financial statements have been prepared on the modified accrual basis of accounting. Revenues are recognized in the accounting period in which they become both measurable and available to finance expenditures of the current period. Revenues are considered available if they are received within 90 days after year-end. Revenues susceptible to accrual include tax revenues, grant revenues and investment income. Expenditures are recognized in the accounting period in which the fund liability is incurred except for compensated absences, which are recognized when due and payable at year-end.

Adjustments Between Fund Financial Statements and Government-Wide Financial Statements

Deferred Outflows/Inflows of Resources

In addition to assets, the statement of net position will sometimes report a separate section for deferred outflows of resources. This separate financial statement element, *deferred outflows of resources*, represents a consumption of net position that applies to a future period(s) and so will *not* be recognized as an outflow of resources expense/expenditure until then. The Commission reports deferred outflows related to pensions and OPEB. Refer to additional details in note 5 and note 6.

In addition to liabilities, the statement of net position will sometimes report a separate section for deferred inflows of resources. This separate financial statement element, *deferred inflows of resources*, represents an acquisition of net position that applies to a future period(s) and so will *not* be recognized as an inflow of resources (revenue) until that time. In the fund financial statements, the Commission has one item which arises only under a modified accrual basis of accounting that qualifies for reporting in this category. The governmental fund report unavailable revenues from intergovernmental revenues. This amount is deferred and recognized as an inflow of resources in the period that the amounts become available. The Commission also reports deferred inflows related to pensions and OPEB. Refer to additional details in note 5 and note 6.

Compensated Absences

As of June 30, 2019, the Commission estimated its liability for vested compensated absences to be \$39,190. Compensated absence obligations are considered long-term in nature and are reported in the fund financial statements as expenditures in the period paid or when due and payable at year-end under the modified accrual basis of accounting. The compensated absences have been accrued in the government wide financial statements and are included in liabilities. The compensated absences are liquidated by the general fund.

FIRST 5 SOLANO CHILDREN AND FAMILIES COMMISSION

NOTES TO BASIC FINANCIAL STATEMENTS JUNE 30, 2019

NOTE 1 – SUMMARY OF SIGNIFICANT ACCOUNTING POLICIES (Continued)

Net Position

Net position can be displayed in three components:

- Net investment in capital assets - Consists of capital assets including restricted capital assets, net of accumulated depreciation, and net of related debt.
- Restricted net position – Consists of resources in the net position with constraints placed on the use either by (1) external groups such as creditors, grantors, contributors or laws or regulations of other governments; or (2) law through constitutional provisions or enabling legislation. At June 30, 2019, \$348,310 is restricted for funding received for tenant improvements on the Commission’s Vallejo office.
- Unrestricted net position – All other resources making up net position that do not meet the definition of “restricted” or “net investment in capital assets.” At June 30, 2019, \$8,212,448 is unrestricted.

The Commission applies restricted resources when an expense is incurred for purposes for which both restricted and unrestricted net position is available.

Fund Balance Classification

Fund balance can be displayed under the following components:

- *Nonspendable Fund Balance* – includes elements of fund balance that cannot be spent because of their form, or because they must be (a) assets that will never convert to cash, such as prepaid items, or (b) resources that must be held intact pursuant to legal or contractual requirements.
- *Restricted Fund Balance* – includes resources that are subject to constraints that are externally enforceable legal restrictions.
- *Committed Fund Balance* – includes amounts that meet one of the following two criteria; (a) use of funds is constrained by limits imposed by formal action of the Commission and removal or (b) modification of use of funds can be accomplished only by the same formal action of the Commission. The Solano First 5 Commission is the government's highest level of decision-making authority; and the formal action required to be taken to establish, modify, or rescind a fund balance restriction is a majority vote by the Commission.
- *Assigned Fund Balance* – The assigned portion of the fund balance policy reflects a commission's intended use of resources, which is established either by the First 5 Solano Commission, a body created by the commission, such as the commission finance committee, or an official designated by the commission (e.g., an Executive Director).
- *Unassigned Fund Balance* – includes resources in fund balance that cannot be classified into any of the other categories.

The Commission has evaluated the composition of its fund balance and has reported the following categories:

- *Restricted* – At June 30, 2019, the Commission reported \$348,310 as restricted for tenant improvements for the Commission’s Vallejo office.
- *Committed* – At June 30, 2019, the Commission reported \$4,186,951 as committed for contractual obligations for First 5 program activities approved by the Board of Commissioners.
- *Assigned* – At June 30, 2019, the Commission reported \$656,146 as assigned for contractual obligations for lease expenditures for the Commission’s Vallejo office.
- *Unassigned* – At June 30, 2019, the Commission reported \$4,559,632 as unassigned.

FIRST 5 SOLANO CHILDREN AND FAMILIES COMMISSION

NOTES TO BASIC FINANCIAL STATEMENTS

JUNE 30, 2019

NOTE 1 – SUMMARY OF SIGNIFICANT ACCOUNTING POLICIES (Continued)

Fund Balance Classification(Continued)

The Commission's policy states that when an expenditure is incurred for purposes for which both restricted and unrestricted fund balance is available, it is presumed that restricted funds are spent first; and when an expenditure is incurred for purposes for which amounts in any unrestricted fund balances could be used, it is presumed that the committed amounts are spent first, then the assigned amounts, then the unassigned amounts.

Pensions

In government-wide financial statements, retirement plans (pensions) are required to be recognized and disclosed using the accrual basis of accounting regardless of the amount recognized as pension expenditures on the governmental fund statements, which use the modified accrual basis of accounting.

The Commission participates in the County of Solano Pension Plan. In general, the Commission recognizes a net pension liability, which represents the Commission's proportionate share of the excess of the total pension liability over the fiduciary net position reflected in the actuarial report provided by the California Public Employee Retirement System (CalPERS). The net pension liability is measured as of CalPERS prior fiscal year end June 30, 2018. Changes in the net pension liability are recorded, in the period incurred, as pension expense or as deferred inflows of resources or deferred outflows of resources depending on the nature of the change. The changes in net pension liability that are recorded as deferred inflows of resources or deferred outflows of resources (that arise from changes in actuarial assumptions or other inputs and differences between actuarial or expected experience) are amortized as pension expense beginning with the period in which they occurred.

Other Post Employment Benefits (OPEB)

In government-wide financial statements, other post employment benefits (OPEB) are required to be recognized and disclosed using the accrual basis of accounting regardless of the amount recognized as OPEB expenditures on the governmental fund statements, which use the modified accrual basis of accounting.

The Commission participates in the County of Solano Retiree Healthcare Plan. In general, the Commission recognizes a net OPEB liability, which represents the Commission's proportionate share of the excess of the total OPEB liability over the fiduciary net position reflected in the actuarial report provided by the County's actuary. The net OPEB liability is measured as of the year end June 30, 2018. Changes in the net OPEB liability are recorded, in the period incurred, as OPEB expense or as deferred inflows of resources or deferred outflows of resources depending on the nature of the change. The changes in net OPEB liability that are recorded as deferred inflows of resources or deferred outflows of resources (that arise from changes in actuarial assumptions or other inputs and differences between actuarial or expected experience) are amortized as OPEB expense beginning with the period in which they occurred.

Use of Estimates

The preparation of financial statements in conformity with generally accepted accounting principles in the United States requires management to make estimates and assumptions that affect the amounts reported in the financial statements and accompanying notes. Actual results could differ from those estimates.

FIRST 5 SOLANO CHILDREN AND FAMILIES COMMISSION

NOTES TO BASIC FINANCIAL STATEMENTS

JUNE 30, 2019

NOTE 1 – SUMMARY OF SIGNIFICANT ACCOUNTING POLICIES (Continued)

Cash and Investments in County Treasury

The Commission's cash and investments is maintained in the County Treasury and is pooled with the County of Solano and various other depositors. The Commission's ability to withdraw large sums of cash from the County Treasury may be subject to certain restrictions set by the County Treasurer. On a quarterly basis, the Treasurer allocates interest to participants based upon their average daily balances. The Solano County Treasury Oversight Committee oversees the Treasurer's investments and policies. The balance of the Commission's investment in the Solano County Treasury pool at June 30, 2019 is \$9,137,018. The County investment pool is not registered with the Securities and Exchange Commission as an investment company.

The County's pooled cash and investments are invested pursuant to investment policy guidelines established by the County Treasurer and approved by the County Board of Supervisors. The objectives of the policy (in order of priority) are: legality, preservation of capital, liquidity, and yield. The policy addresses the soundness of financial institutions in which the County will deposit funds, types of investment instruments as permitted by the California Government Code, and the percentage of the portfolio which may be invested in certain instruments with longer terms of maturity.

The restricted cash and investments held in the County Treasury are funds restricted for capital projects related to tenant improvements.

Fair Value Measurements

The Commission categorizes its fair value measurements within the fair value hierarchy established by generally accepted accounting principles. The hierarchy is based on the valuation inputs used to measure the fair value of the asset. Level 1 inputs are quoted prices in active markets for identical assets, Level 2 inputs are significant other observable inputs; Level 3 inputs are significant unobservable inputs. As of June 30, 2019, the Commission held no individual investments. All funds are invested in the County Treasurer's Investment Pool.

In instances where inputs used to measure fair value fall into different levels in the above fair value hierarchy, fair value measurements in their entirety are categorized based on the lowest level input that is significant to the valuation. The Commission's assessment of the significance of particular inputs to these fair value measurements requires judgment and considers factors specific to each asset or liability.

Deposits and withdrawals in the Pools are made on the basis of \$1 and not fair value. Accordingly, the Commission's share of investments in the County Treasurer's Investment Pool at June 30, 2019 is an uncategorized input not defined as a Level 1, Level 2, or Level 3 input.

Due from County

Due from county represents amounts due to the Commission for early childhood mental health services provided per terms of the County of Solano Memorandum of Understanding 2014-101.

Due from State Commission

Due from other agencies represents amounts due to the Commission from the State (First 5 California Children & Families Commission) as of June 30, 2019 for amounts allocated but not received.

FIRST 5 SOLANO CHILDREN AND FAMILIES COMMISSION

**NOTES TO BASIC FINANCIAL STATEMENTS
JUNE 30, 2019**

NOTE 1 – SUMMARY OF SIGNIFICANT ACCOUNTING POLICIES (Continued)

Outstanding Warrants

Outstanding warrants represent the amount of warrants issued but not yet presented to the County for payment. When warrants are mailed, expenditures are recorded in the Commission's fund and an outstanding warrant liability is created, pending payment of the warrant.

Accounts Payable

Accounts payable represents the balance owed for goods received and/or services rendered.

Due to County

Due to County represents amounts owed to the County of Solano for grantee services provided by the Department of Health and Social Services.

Due to Other Agencies

Due to other agencies represents amounts owed to grantees outside the reporting entity.

Capital Assets

Capital assets, which include construction in progress and tenant improvements, are reported in the governmental activities. Capital assets are defined by the Commission as assets with an initial cost of \$5,000 and an estimated useful life in excess of one year. Such capital assets are recorded at historical cost or estimated historical cost if purchased or constructed. Tenant improvements are depreciated using the straight-line method over the shorter of the lease term of the estimated useful life of 10-40 years.

NOTE 2 – COMPENSATED ABSENCES

Changes in compensated absences for the fiscal year ended June 30, 2019, was as follows:

	Balance July 1, 2018	Additions	Retirements	June 30, 2019	Amounts Due Within One Year
Compensated absences	\$ 31,657	\$ 38,469	\$ 30,936	\$ 39,190	\$ 28,552
Total compensated absences	<u>\$ 31,657</u>	<u>\$ 38,469</u>	<u>\$ 30,936</u>	<u>\$ 39,190</u>	<u>\$ 28,552</u>

FIRST 5 SOLANO CHILDREN AND FAMILIES COMMISSION

**NOTES TO BASIC FINANCIAL STATEMENTS
JUNE 30, 2019**

NOTE 3 – OPERATING LEASES

In March 2019, the Commission entered into a five-year operating lease for the rental of office space in Vallejo. The lease commencement date is based on the later of July 1, 2019 or on the notice of occupancy, which the Commission expects to occur in November 2019. Therefore, no lease payments were made during the fiscal year ended June 30, 2019.

The future minimum lease payments required for this operating lease is as follow:

Fiscal Year Ended June 30	Amount
2020	\$ 82,392
2021	126,060
2022	129,842
2023	133,737
2024	137,749
2025	46,366
	<u>\$ 656,146</u>

NOTE 4 – CAPITAL ASSETS

Capital asset activity for the fiscal year ended June 30, 2019 is as follows:

	<u>Balance July 1, 2019</u>	<u>Additions</u>	<u>Deletions</u>	<u>Balance 30-Jun-19</u>
Capital assets, not being depreciated				
Construction in progress - tenant improvements	\$ -	\$ 176,690	\$ -	\$ 176,690
Total capital assets, not being depreciated	<u>\$ -</u>	<u>\$ 176,690</u>	<u>\$ -</u>	<u>\$ 176,690</u>

NOTE 5 – DEFINED BENEFIT PENSION PLAN

Plan Description - The Commission employees participate in the County of Solano’s Miscellaneous defined benefit pension plan administered by the State of California Public Employees' Retirement System (CalPERS), an agent multiple-employer public employee retirement system that acts as a common investment and administrative agent for California cities and governmental jurisdictions, which participate in this retirement plan. For financial reporting purposes, the Commission reports a proportionate share of the County’s collective net pension liability, pension expense, and deferred inflows and outflows. Accordingly, the disclosures and required supplementary information have been reported for the Commission as a cost sharing participant.

FIRST 5 SOLANO CHILDREN AND FAMILIES COMMISSION

**NOTES TO BASIC FINANCIAL STATEMENTS
JUNE 30, 2019**

NOTE 5 – DEFINED BENEFIT PENSION PLAN (Continued)

Benefits Provided - CalPERS provides service retirement and disability benefits, annual cost of living adjustments and death benefits to plan members, who must be public employees and beneficiaries. Benefits are based on years of credited service, equal to one year of full time employment. All members are eligible for non-duty disability benefits after 10 years of service. The death benefit is one of the following: the Basic Death Benefit, the 1957 Survivor Benefit, or the Optional Settlement 2W Death Benefit. The cost of living adjustments for each plan are applied as specified by the Public Employees’ Retirement Law.

Contributions - Rates for the County's contributions are set by CalPERS based upon annual experience of County members and on periodic actuarial valuations. The contribution rate for the Commission is established by the County of Solano (County). The Commission contributes the full amount of the employees’ 7.508 percent share of contributions after five years of CalPERS qualifying experience. The employer contribution rate for the fiscal year ended June 30, 2019, is 10.240 percent. For the fiscal year ended June 30, 2019, the Commission was required to contribute \$132,060 to the County.

Pension Liabilities, Pension Expense, and Deferred Outflows of Resources and Deferred Inflows of Resources Related to Pensions

At June 30, 2019, the Commission reported a liability of \$1,237,289 for its proportionate share of the County’s net pension liability. The net pension liability was measured as of June 30, 2019, and the total pension liability used to calculate the net pension liability was determined by an actuarial valuation as of June 30, 2017. The Commission’s proportion of the County’s net pension liability was based on the Commission’s FY 2018 actual contributions to the County’s pension plan relative to the total contributions of the County as a whole. At June 30, 2018, the Commission’s proportionate share was 0.3225 percent and at June 30, 2019 the Commission’s proportionate share was 0.3376 percent, an increase of 0.0151 percent.

For the year ended June 30, 2019, the Commission recognized pension expense of \$213,342. At June 30, 2019, the Commission reported deferred outflows of resources and deferred inflows of resources related to pensions from the following sources:

	Deferred Outflows of Resources	Deferred Inflows of Resources
Changes in assumptions	\$ 97,560	\$ 26,516
Difference between expected and actual experience	18,324	16,859
Net difference between projected and actual earnings on pension plan investments	7,696	-
Employer contributions paid by the Commission subsequent to the measurement date	132,060	-
Total	\$ 255,640	\$ 43,375

FIRST 5 SOLANO CHILDREN AND FAMILIES COMMISSION

**NOTES TO BASIC FINANCIAL STATEMENTS
JUNE 30, 2019**

NOTE 5 – DEFINED BENEFIT PENSION PLAN (Continued)

\$132,060 reported as deferred outflows of resources related to the Commission’s contributions to the County’s plan subsequent to the measurement date will be recognized as a reduction of the net pension liability in the year ended June 30, 2020. Other amounts reported as deferred outflows of resources and deferred inflows of resources related to the Commission’s proportion of the County’s pension plan will be recognized in pension expense as follows:

Year ended June 30,	
2020	\$ 107,599
2021	19,465
2022	(37,439)
2023	(9,420)
Total	<u>\$ 80,205</u>

Actuarial assumptions - The Commission’s proportion of the County’s total pension liability in the June 30, 2017 actuarial valuation was determined using the following actuarial assumptions, applied to all periods included in the measurement:

Actuarial valuation date	June 30, 2017
Measurement date	June 30, 2018
Actuarial cost method	Entry-Age Normal Cost Method
Actuarial Assumptions:	
Discount Rate	7.15%
Inflation	2.75%
Projected Salary increases	Varies by Entry Age and Service
Payroll Growth:	3.00%

The mortality table used was developed based on CalPERS's specific data. The table includes 20 years of mortality improvements using Society of Actuaries Scale BB. For more details on this table, please refer to the 2016 experience study report available on CalPERS website at www.calpers.ca.gov.

All other actuarial assumptions used in the June 30, 2017 valuation were based on the results of an actuarial experience study for the period from 1997 to 2015, including updates to salary increase, mortality and retirement rates. The Experience Study report can be obtained at CalPERS’ website under Forms and Publications.

FIRST 5 SOLANO CHILDREN AND FAMILIES COMMISSION

**NOTES TO BASIC FINANCIAL STATEMENTS
JUNE 30, 2019**

NOTE 5 – DEFINED BENEFIT PENSION PLAN (Continued)

The long term expected rate of return on pension plan investments was determined using a building block method in which best estimates ranges of expected future real rates of return (expected returns, net of plan investment expense and inflation) are developed for each major asset class. In determining the long-term expected rate of return, CalPERS staff took into account both short-term and long-term market return expectations as well as the expected pension fund cash flows. Such cash flows were developed assuming that both members and employers will make their required contributions on time and as scheduled in all future years. Using historical returns of all the funds’ asset classes, expected compound (geometric) returns were calculated over the short-term (first 10 years) and the long-term (11-60 years) using a building-block approach. Using the expected nominal returns for both short-term and long-term, the present value of benefits was calculated for each fund. The expected rate of return was set by calculating the single equivalent expected return that arrived at the same present value of benefits for cash flows as the one calculated using both short-term and long-term returns. The expected rate of return was then set equivalent to the single equivalent rate calculated above and rounded down to the nearest one quarter of one percent.

The table below reflects the long-term expected real rate of return by asset class net of administrative expenses:

Asset Class	Target Allocation	Real Return, Years 1 -10	Real Return 11+
Global equity	50.0%	4.80%	5.98%
Fixed income	28.0%	1.00%	2.62%
Inflation assets	0.0%	0.77%	1.81%
Private equity	8.0%	6.30%	7.23%
Real assets	13.0%	3.75%	4.93%
Liquidity	1.0%	0.00%	-0.92%
	100.00%		

Discount rate - The discount rate used to measure the total pension liability was 7.15 percent. To determine whether the municipal bond rate should be used in the calculation of a discount rate for each plan, CalPERS stress tested plans that would most likely result in a discount rate that would be different from the actuarially assumed discount rate. Based on the testing of the plans, the tests revealed the assets would not run out. Therefore, the current 7.15 percent discount rate is appropriate, and the use of the municipal bond rate calculation is not deemed necessary. The long-term expected discount rate of 7.15 percent is applied to all plans in the Public Employees Retirement Fund. The stress test results are presented in a detailed report called “GASB Crossover Testing Report” that can be obtained at CalPERS’ website under the GASB 68 section.

FIRST 5 SOLANO CHILDREN AND FAMILIES COMMISSION

**NOTES TO BASIC FINANCIAL STATEMENTS
JUNE 30, 2019**

NOTE 5 – DEFINED BENEFIT PENSION PLAN (Continued)

Sensitivity of the Commission’s proportionate share of the County’s net pension liability to changes in the discount rate - The following table presents the Commission’s proportionate share of the County’s net pension liability calculated using the discount rate of 7.15 percent, as well as what the Commission’s proportionate share of the County’s net pension liability would be if it were calculated using a discount rate that is 1-percentage-point lower (6.15%) or 1-percentage-point higher (8.15%) than the current rate:

	1.00% Decrease (6.15%)	Current Discount Rate (7.15%)	1.00% Increase (8.15%)
Commission's proportionate share of the County’s net pension liability	\$ 1,971,961	\$ 1,327,469	\$ 792,081

Pension plan fiduciary net position - Detailed information about the County’s collective net pension liability is available in the County’s separately issued Comprehensive Annual Financial Report (CAFR). The County of Solano’s financial statements may be obtained by contacting the County of Solano, Auditor-Controller’s Office at 675 Texas Street, Suite 2800, Fairfield, California 94533 or visiting the County’s website at https://www.solanocounty.com/depts/auditor/finance_reports.asp.

Detailed information about the CalPERS fiduciary net position is available in a separately issued CalPERS comprehensive annual financial report. Copies of the CalPERS annual report may be obtained from CalPERS Headquarters, Lincoln Plaza North, 400 Q Street, Sacramento, California 95811, or visiting www.calpers.ca.gov.

NOTE 6 – OTHER POST EMPLOYMENT BENEFITS (OPEB)

Plan Description

The Commission participates in County of Solano Multi-Employer Defined Benefit Healthcare Plan administered by the CalPERS. The plan provides postemployment healthcare benefits to eligible retirees by contributing a minimum of \$133 per month towards medical insurance benefits. This benefit is provided based on the Board of Supervisor's election to participate under the Public Employees' Medical and Hospital Care Act (PEMHCA) [Government Code Section 22750]. The County's Board may elect to pay more than the minimum contribution; however, the County's Board has elected to pay the minimum contribution of \$133 per month per eligible retiree. The County has not executed a formal plan document that provides for these benefits and the plan does not have a name.

In addition, the County established an irrevocable trust to pre-fund the other postemployment Annual Required Contribution benefits with the Public Agency Retirement Services (PARS). The PARS financial statements and additional reports can be obtained from the PARS website at <http://www.PARS.org>.

For financial reporting purposes, the Commission reports a proportionate share of the County’s collective net OPEB liability, OPEB expense, and deferred inflows and outflows of resources. Accordingly, the disclosures and required supplementary information have been reported for the Commission as a cost sharing participant.

FIRST 5 SOLANO CHILDREN AND FAMILIES COMMISSION

**NOTES TO BASIC FINANCIAL STATEMENTS
JUNE 30, 2019**

NOTE 6 – OTHER POST EMPLOYMENT BENEFITS (OPEB) (Continued)

Contributions

The plan and its contribution requirements are established by memorandums of understanding with the applicable employee bargaining units and may be amended by agreements between the County and the bargaining units. The annual contribution is based on the actuarially determined contribution. Currently, plan members are required to pay the balance of the premiums.

OPEB Liabilities, OPEB Expense, and Deferred Outflows of Resources and Deferred Inflows of Resources Related to OPEB

At June 30, 2019, the Commission reported a liability of \$46,029 for its proportionate share of the net OPEB liability. The net OPEB liability was measured as of June 30, 2018, and the total OPEB liability used to calculate the net OPEB liability was determined by an actuarial valuation as of January 1, 2017. The Commission's proportion of the net OPEB liability was based on a projection of the Commission's contributions to the OPEB plan relative to the projected contributions of all participating member agencies. At June 30, 2018, the Commission's proportionate share was 0.2434 percent and at June 30, 2019 the Commission's proportionate share was 0.2154 percent, a decrease of 0.00028 percent.

For the year ended June 30, 2019, the Commission recognized OPEB expense of \$8,336. At June 30, 2019, the Commission reported deferred outflows of resources and deferred inflows of resources related to OPEB from the following sources:

	<u>Deferred Outflows of Resources</u>	<u>Deferred Inflows of Resources</u>
OPEB contributions subsequent to measurement date	\$ 12,302	\$ -
Net difference between projected and actual earnings on plan investments	-	2,160
Total	<u>\$ 12,302</u>	<u>\$ 2,160</u>

\$12,302 reported as deferred outflows of resources related to the Commission's contributions subsequent to the measurement date will be recognized as a reduction of the net OPEB liability in the year ended June 30, 2020. Other amounts reported as deferred outflows of resources and deferred inflows of resources related to OPEB will be recognized in OPEB expense as follows:

<u>Year ended June 30,</u>	<u>Amortization</u>
2020	\$ (687)
2021	(687)
2022	(687)
2023	(99)
Total	<u>\$ (2,160)</u>

FIRST 5 SOLANO CHILDREN AND FAMILIES COMMISSION

NOTES TO BASIC FINANCIAL STATEMENTS

JUNE 30, 2019

NOTE 6 – OTHER POST EMPLOYMENT BENEFITS (OPEB) (Continued)

OPEB Liabilities, OPEB Expense, and Deferred Outflows of Resources and Deferred Inflows of Resources Related to OPEB (Continued)

Actuarial Assumptions – The total OPEB liability in the January 1, 2017 actuarial valuation was determined using the following actuarial assumptions, applied to all periods included in the measurement, unless otherwise specified:

Actuarial Cost Method	Entry-Age Normal Cost Method
Actuarial Assumptions:	
Valuation Date	January 1, 2017
Discount Rate	6.00%
Inflation	2.75%
Investment Rate of Return	6.00%
Medical Trend	Non-Medicare - 7.5% for 2019, decreasing to an ultimate rate of 4.0% in 2076 and later years
	Medicare - 6.5% for 2019, decreasing to an ultimate rate of 4.0% in 2067 and later years
Mortality Improvement	Mortality projected fully generational with Scale MP-2016
Salary Increase	3%
Healthcare Participation	50%

Discount Rate – The discount rate used to measure the total OPEB liability was 6.00 percent for the plan. The projection of cash flows used to determine the discount rate assumed that employee contributions will be made at the current contribution rate and that the Commission’s contributions will be made at rates equal to the difference between actuarially determined contributions rates and the employee rate. Based on those assumptions, the plan’s fiduciary net position was projected to be available to make all projected future benefit payments of current active and inactive employees. Therefore, the long-term expected rate of return on pension plan investments was applied to all periods of projected benefit payments to determine the total OPEB liability.

FIRST 5 SOLANO CHILDREN AND FAMILIES COMMISSION

**NOTES TO BASIC FINANCIAL STATEMENTS
JUNE 30, 2019**

NOTE 6 – OTHER POST EMPLOYMENT BENEFITS (OPEB) (Continued)

OPEB Liabilities, OPEB Expense, and Deferred Outflows of Resources and Deferred Inflows of Resources Related to OPEB (Continued)

The long-term expected rate of return on plan investments was determined using a building-block method in which best-estimate ranges of expected future real rates of return (expected returns, net of OPEB plan investment expense and inflation) are developed for each major asset class. These ranges are combined to produce the long-term expected rate of return by weighting the expected future real rates of return by the target asset allocation percentage and by adding expected inflation. The target asset allocation and most recent best estimates of arithmetic real rates of return for each major asset class are summarized in the following table:

<u>Asset Class</u>	<u>Target Allocation</u>	<u>Long-Term Expected Real Rate of Return</u>
Global Equity	58.0%	4.82%
Fixed Income	35.0%	1.47%
Cash	5.0%	0.06%
REITs	2.0%	3.76%
Total	<u>100%</u>	

Sensitivity of the Commission's Proportionate Share of the Net OPEB Liability to Changes in the Discount Rate – The following presents the Commission's proportionate share of the net OPEB liability, as well as what the Commission's proportionate share of the net OPEB liability would be if it were calculated using a discount rate that is 1-percentage-point lower (5.0%) or 1-percentage-point higher (7.0%) than the current discount rate:

	<u>1% Decrease (5.0%)</u>	<u>Discount Rate (6.0%)</u>	<u>1% Increase (7.0%)</u>
Net OPEB Liability	\$ 64,788	\$ 46,029	\$ 31,699

Sensitivity of the Commission's Proportionate Share of the Net OPEB liability to Changes in the Healthcare Cost Trend Rates – The following presents the Commission's proportionate share of the net OPEB liability, as well as what the Commission's proportionate share of the net OPEB liability would be if it were calculated using healthcare cost trend rates that are 1-percentage-point lower or 1-percentage-point higher than the current healthcare cost trend rates:

	<u>1% Decrease</u>	<u>Current Trend Rate*</u>	<u>1% Increase</u>
Net OPEB Liability	\$ 28,053	\$ 46,029	\$ 69,808

* Non-Medicare trend rate of 7.5%, decreasing to an ultimate rate of 4.0% in 2076.
Medical trend rate of 6.5%, decreasing to an ultimate rate of 4.0% in 2076.

OPEB Plan Fiduciary Net Position – Detailed information about the OPEB plan's fiduciary net position is available in the separately issued CalPERS financial reports.

FIRST 5 SOLANO CHILDREN AND FAMILIES COMMISSION

**NOTES TO BASIC FINANCIAL STATEMENTS
JUNE 30, 2019**

NOTE 7 – PROGRAM EVALUATION

In accordance with the *Standards and Procedures for Audits of California Counties Participating in the California Children and Families Program*, issued by the California State Controller, the Commission is required to disclose the amounts expended during the fiscal year on program evaluation. Program evaluation costs pertain to those activities undertaken to support the collection, production, analysis and presentation of evaluation information for Commission management, Commissioners and other interested parties.

For the year ended June 30, 2019, the Commission spent \$110,850 on program evaluation.

NOTE 8 – RISK MANAGEMENT

The Commission through Solano County carries coverage administered through the Solano County Risk Management Division, for all risks under a multi-peril policy, including accident and property, workers' compensation, and general liability insurance programs.

Solano County also participates in the California State Association of Counties-Excess Insurance Authority (CSAC-EIA), a joint powers authority created to provide self-insurance programs for California counties.

NOTE 9 – RELATED PARTY TRANSACTIONS

The legally required composition of the Children and Families Commission includes a County Supervisor, two County Health & Social Services staff members and representatives of agencies and constituencies concerned with children. Some the programs funded by the Commission are operated by organizations represented by Commissioners. Commissioners abstain from voting on and participating in discussions directly related to their respective organizations. Below is a list of Commissioner/organization relations and agreements:

<u>Related Party</u>	<u>Fiscal Year 2018/19</u> <u>Expenses</u>
County of Solano	\$ 120,154
Solano County Office of Education	377,632

The Commission incurred expense of \$100,000 for Early Periodic Screening Diagnosis and Treatment and \$20,154 for Dental Services provided by the County of Solano department of Health and Social Services in fiscal year 2018/19.

The Commission incurred expenses of \$243,153 for services provided related to the Improve and Maximize Programs so All Children Thrive (IMPACT) program, \$28,131 for the Solano Kids Thrive program, \$27,475 for the Center for Social and Emotional Foundations for Early Learning training, \$7,000 for Triple P – Positive Parenting Program, and \$71,873 for the Raising a Reader program provided by the Solano County Office of Education in fiscal year 2018/19.

FIRST 5 SOLANO CHILDREN AND FAMILIES COMMISSION

NOTES TO BASIC FINANCIAL STATEMENTS

JUNE 30, 2019

NOTE 9 – RELATED PARTY TRANSACTIONS (Continued)

<u>Related Party</u>	<u>Fiscal Year 2018/19</u> <u>Revenues</u>
County of Solano	\$ 410,128

The Commission earned revenues in the amounts of \$346,381 for Mental Health Services, \$15,000 for Non-Profit Capacity Building, \$13,747 for Contracts Training, and \$35,000 for Resilience Strategic Plan services provided to the County of Solano Department of Health and Social Services in fiscal year 2018/19.



REQUIRED SUPPLEMENTARY INFORMATION

FIRST 5 SOLANO CHILDREN AND FAMILIES COMMISSION

**SCHEDULE OF REVENUES, EXPENDITURES AND CHANGES IN FUND BALANCE
GENERAL FUND
BUDGET AND ACTUAL
FOR THE YEAR ENDED JUNE 30, 2019**

	<u>Budgeted Amounts</u>		<u>Actual Amounts</u>	<u>Variance with</u>
	<u>Adopted</u>	<u>Final</u>		<u>Final Budget</u>
				<u>Positive</u>
				<u>(Negative)</u>
Revenues:				
Intergovernmental revenues	\$ 3,508,755	\$ 3,508,755	\$ 3,625,856	\$ 117,101
Charges for services	734,685	769,685	454,418	(315,267)
Investment income	98,113	98,113	174,281	76,168
Donations/grants	5,000	95,000	96,990	1,990
Capital grants and contributions	-	500,000	525,000	(25,000)
Total revenues	<u>4,346,553</u>	<u>4,971,553</u>	<u>4,876,545</u>	<u>(145,008)</u>
Expenditures:				
Current				
Strategic plan implementation				
Employee services	991,524	991,524	945,331	46,193
Program evaluation costs	140,000	140,000	110,850	29,150
Countywide admin overhead	44,600	44,600	44,600	-
Interfund services	22,300	18,300	31,431	(13,131)
Professional & specialized services	99,738	99,738	61,182	38,556
Rents & leases	56,054	56,054	71,463	(15,409)
Memberships	7,500	7,500	7,354	146
Transportation & travel	10,400	10,400	9,063	1,337
Communication	6,035	6,035	5,853	182
Insurance	7,353	7,353	7,353	-
Special departmental expense	4,725	4,725	7,650	(2,925)
Supplies	4,000	4,000	2,999	1,001
Meals/Refreshments	2,000	2,000	3,682	(1,682)
Non capitalized equipment	13,500	13,500	4,363	9,137
Miscellaneous	4,250	4,250	6,531	(2,281)
Total strategic plan implementation expenditures	<u>1,413,979</u>	<u>1,409,979</u>	<u>1,319,705</u>	<u>90,274</u>
Grants				
Family support	625,000	625,000	306,697	318,303
Early mental health	1,225,000	1,225,000	450,554	774,446
Child care and development	378,313	378,313	340,645	37,668
Annual grants	327,000	327,000	161,667	165,333
Pre K academy	200,000	200,000	187,828	12,172
Systems change	287,000	377,000	222,074	154,926
Community engagement	102,000	102,000	83,518	18,482
Co-sponsorship of conferences	25,000	25,000	9,650	15,350
Help me grow	200,000	200,000	200,000	-
Oral health	-	-	20,154	(20,154)
Total grant expenditures	<u>3,369,313</u>	<u>3,459,313</u>	<u>1,982,787</u>	<u>1,476,526</u>
Capital outlay				
Tenant improvements	-	200,000	176,690	23,310
Total capital outlay expenditures	<u>-</u>	<u>200,000</u>	<u>176,690</u>	<u>23,310</u>
Total expenditures	<u>4,783,292</u>	<u>5,069,292</u>	<u>3,479,182</u>	<u>1,590,110</u>
Net change in fund balance	(436,739)	(97,739)	1,397,363	1,445,102
Fund balance - beginning	8,353,676	8,353,676	8,353,676	
Fund balance - ending	<u>\$ 7,916,937</u>	<u>\$ 8,255,937</u>	<u>\$ 9,751,039</u>	

The notes to the required supplementary information are an integral part of this schedule.

FIRST 5 SOLANO CHILDREN AND FAMILIES COMMISSION

**SCHEDULE OF THE COMMISSION’S PROPORTIONATE SHARE OF THE
NET PENSION LIABILITY
FOR THE YEAR ENDED JUNE 30, 2019**

LAST TEN YEARS*

	<u>2019</u>	<u>2018</u>	<u>2017</u>	<u>2016</u>	<u>2015</u>
Commission's proportion of the net pension liability	\$ 1,327,469	\$ 1,139,189	\$ 1,347,787	\$ 1,129,735	\$ 1,370,818
Commission's proportionate share of the County's net pension liability	0.3376%	0.3225%	0.3307%	0.4065%	0.4228%
Commission's covered payroll	\$ 570,009	\$ 517,198	\$ 586,638	\$ 568,283	\$ 560,411
Commission's proportionate share of the County's net pension liability as a percentage of covered payroll	232.89%	220.26%	229.75%	198.80%	244.61%
Plan fiduciary net position as a percentage of the total pension liability	73.40%	72.12%	72.73%	77.48%	79.35%
Measurement date:	June 30, 2018	June 30, 2017	June 30, 2016	June 30, 2015	June 30, 2014

Notes to Schedule:

* Fiscal year 2015 was the first year of implementation of GASB 68, therefore, only five years are shown.

Changes of Assumptions: The discount rate was changed from 7.65% (June 30, 2016 measurement date) to 7.15% (June 30, 2017 measurement date). In 2016, there were no changes. In 2015, amounts reflected an adjustment of the discount rate from 7.5% (net of administrative expense) to 7.65% (without a reduction for pension plan administrative expense). In 2014, amounts reported were based on the 7.5% discount rate.

FIRST 5 SOLANO CHILDREN AND FAMILIES COMMISSION

**SCHEDULE OF PENSION CONTRIBUTIONS
FOR THE YEAR ENDED JUNE 30, 2019**

LAST TEN YEARS*

	<u>2019</u>	<u>2018</u>	<u>2017</u>	<u>2016</u>	<u>2015</u>
Actuarially determined contributions	132,060	172,253	392,311	268,681	104,947
Contributions in relation to the actuarially determined contribution	132,060	172,253	392,311	268,681	104,947
Contribution deficiency (excess)	<u>\$ -</u>	<u>\$ -</u>	<u>\$ -</u>	<u>\$ -</u>	<u>\$ -</u>
Commission's covered payroll	\$ 549,380	\$ 570,009	\$ 517,198	\$ 586,638	\$ 568,283
Contributions as a percentage of covered payroll	24.04%	30.22%	75.85%	45.80%	18.47%

Notes to Schedule:

* Fiscal year 2015 was the first year of implementation of GASB 68, therefore, only five years are shown.

FIRST 5 SOLANO CHILDREN AND FAMILIES COMMISSION

**SCHEDULE OF THE COMMISSION'S PROPORTIONATE SHARE OF
THE NET OPEB LIABILITY
FOR THE YEAR ENDED JUNE 30, 2019**

LAST TEN YEARS*

	<u>2019</u>	<u>2018</u>
Commission's proportion of the net OPEB liability	\$ 46,029	\$ 56,023
Commission's proportionate share of the net OPEB liability	0.2154%	0.2434%
Commission's covered payroll	570,009	517,198
Commission's proportionate share of the net OPEB liability as a percentage of its covered payroll	8.08%	10.83%
Plan fiduciary net position as a percentage of the total OPEB liability	65.40%	60.10%
Measurement Date	June 30, 2018	June 30, 2017

* Fiscal year 2018 was the first year of implementation of GASB 75, therefore, only two years are shown.

FIRST 5 SOLANO CHILDREN AND FAMILIES COMMISSION

**SCHEDULE OF OPEB CONTRIBUTIONS
FOR THE YEAR ENDED JUNE 30, 2019**

LAST TEN YEARS*

	<u>2019</u>	<u>2018</u>
Contractually determined contribution	\$ 12,302	\$ 13,638
Contributions in relation to the contractually determined contributions	12,302	13,638
Contribution deficiency (excess)	<u>\$ -</u>	<u>\$ -</u>
Covered payroll	549,380	570,009
Contributions as a percentage of covered payroll	2.24%	2.39%

* Fiscal year 2018 was the first year of implementation of GASB 75, therefore, only two years are shown.

FIRST 5 SOLANO CHILDREN AND FAMILIES COMMISSION

NOTES TO REQUIRED SUPPLEMENTARY INFORMATION FOR THE YEAR ENDED JUNE 30, 2019

Budgetary Information

The Commission shall conform to Solano County Code § 7.3 for the First 5 Solano Children and Families Commission by approving a budget for the fiscal year in accordance with the Solano County annual budget calendar. The budget shall include anticipated revenues to the First 5 Solano Children & Families Trust Fund and shall provide for carrying out the adopted strategic plan. The budget shall be transmitted to the County Administrator for inclusion in the Final Budget of Solano County.

In accordance with provisions of Sections 29000-29144 of the California Government Code and other statutory provisions, commonly known as the County Budget Act, the County prepares and legally adopts a final balanced budget each fiscal year by July 1.

An operating budget prepared on the modified accrual basis is adopted each fiscal year.

Expenditures are controlled at the object level for all departments within the County except for capital outlay expenditures, which are controlled at the sub object level. The legal level of budgetary control is at the department level. This is the level at which expenditures may not legally exceed appropriations.



SUPPLEMENTARY INFORMATION

FIRST 5 SOLANO CHILDREN AND FAMILIES COMMISSION

**SCHEDULE OF EXPENSES BY FUND SOURCE AND
NET POSITION OF SCCFC FUNDS FOR FIRST 5 PROGRAMS AND ACTIVITIES
YEAR ENDED JUNE 30, 2019**

<u>Program</u>	<u>Source</u>	<u>Revenue CCFC Funds</u>	<u>Expenses</u>	<u>Change in Net Position</u>	<u>Net Position Beginning of Year</u>	<u>Net Position End of Year</u>
IMPACT	SCCFC Program Funds	\$ 258,195	\$ 258,195	\$ -	\$ -	\$ -



**INDEPENDENT AUDITOR’S REPORT ON INTERNAL CONTROL OVER
FINANCIAL REPORTING AND ON COMPLIANCE AND OTHER MATTERS BASED
ON AN AUDIT OF FINANCIAL STATEMENTS PERFORMED IN ACCORDANCE WITH
GOVERNMENT AUDITING STANDARDS**

To the Board of Commissioners
First 5 Solano Children and Families Commission
Fairfield, California

We have audited, in accordance with the auditing standards generally accepted in the United States of America and the standards applicable to financial audits contained in *Government Auditing Standards* issued by the Comptroller General of the United States, the financial statements of the governmental activities and the general fund of the First 5 Solano Children and Families Commission (Commission), a component unit of the County of Solano, California, as of and for the year ended June 30, 2019, and the related notes to the financial statements, which collectively comprise the Commission’s basic financial statements, and have issued our report thereon dated October 3, 2019.

Internal Control over Financial Reporting

In planning and performing our audit of the financial statements, we considered the Commission’s internal control over financial reporting (internal control) to determine the audit procedures that are appropriate in the circumstances for the purpose of expressing our opinions on the financial statements, but not for the purpose of expressing an opinion on the effectiveness of the Commission’s internal control. Accordingly, we do not express an opinion on the effectiveness of the Commission’s internal control.

A deficiency in internal control exists when the design or operation of a control does not allow management or employees, in the normal course of performing their assigned functions, to prevent, or detect and correct, misstatements on a timely basis. *A material weakness* is a deficiency, or a combination of deficiencies, in internal control, such that there is a reasonable possibility that a material misstatement of the entity’s financial statements will not be prevented, or detected and corrected, on a timely basis. *A significant deficiency* is a deficiency, or a combination of deficiencies, in internal control that is less severe than a material weakness, yet important enough to merit attention by those charged with governance.

Our consideration of internal control was for the limited purpose described in the first paragraph of this section and was not designed to identify all deficiencies in internal control that might be material weaknesses or significant deficiencies. Given these limitations, during our audit we did not identify any deficiencies in internal control that we consider to be material weaknesses. However, material weaknesses may exist that have not been identified.

Compliance and Other Matters

As part of obtaining reasonable assurance about whether the Commission’s financial statements are free from material misstatement, we performed tests of its compliance with certain provisions of laws, regulations, contracts, and grant agreements, noncompliance with which could have a direct and material effect on the determination of financial statement amounts. However, providing an opinion on compliance with those provisions was not an objective of our audit, and accordingly, we do not express such an opinion. The results of our tests disclosed no instances of noncompliance or other matters that are required to be reported under *Government Auditing Standards*.

Purpose of this Report

The purpose of this report is solely to describe the scope of our testing of internal control and compliance and the results of that testing, and not to provide an opinion on the effectiveness of the entity's internal control or on compliance. This report is an integral part of an audit performed in accordance with *Government Auditing Standards* in considering the entity's internal control and compliance. Accordingly, this communication is not suitable for any other purpose.

A handwritten signature in cursive script that reads "Eide Bailly LLP".

Sacramento, California
October 3, 2019



INDEPENDENT AUDITOR'S REPORT ON STATE COMPLIANCE

To the Board of Commissioners
First 5 Solano Children and Families Commission
Fairfield, California

Compliance

We have audited the First 5 Solano Children and Families Commission's (Commission), a component unit of the County of Solano, California, compliance with the requirements specified in the State of California's *Standards and Procedures for Audits of Local Entities Administering the California Children and Families Act*, issued by the State Controller's Office, applicable to the Commission's statutory requirements identified below for the year ended June 30, 2019.

Management's Responsibility

Management is responsible for compliance with the requirements of the laws and regulations applicable to the California Children and Families Act.

Auditor's Responsibility

Our responsibility is to express an opinion on the Commission's compliance with the requirements referred to above based on our audit.

We conducted our audit of compliance in accordance with auditing standards generally accepted in the United States of America, the standards applicable to financial audits contained in *Government Auditing Standards* issued by the Comptroller General of the United States, and the State of California's *Standards and Procedures for Audits of Local Entities Administering the California Children and Families Act*, issued by the State Controller's Office. Those standards and the State of California's *Standards and Procedures for Audits of Local Entities Administering the Children and Families Act* require that we plan and perform the audit to obtain reasonable assurance about whether noncompliance with the requirements referred to above that could have a direct and material effect on the statutory requirements listed below. An audit includes examining, on a test basis, evidence about the Commission's compliance with those requirements and performing such other procedures as we considered necessary in the circumstances.

We believe that our audit provides a reasonable basis for our opinion on compliance. However, our audit does not provide a legal determination of the Commission's compliance with those requirements. In connection with the audit referred to above, we selected and tested transactions and records to determine the Commission's compliance with the state laws and regulations applicable to the following items:

<u>Description</u>	<u>Audit Guide Procedures</u>	<u>Procedures Performed</u>
Contracting and Procurement	6	Yes
Administrative Costs	3	Yes
Conflict-of-Interest	3	Yes
County Ordinance	4	Yes
Long-range Financial Plans	2	Yes
Financial Condition of the Commission	1	Yes
Program Evaluation	3	Yes
Long-range Financial Plans	2	Yes

Opinion

In our opinion, the Commission complied, in all material respects, with the compliance requirements referred to above that could have a direct and material effect on the California Children and Families Program for the year ended June 30, 2019.

Purpose of Report

The purpose of this report on compliance is solely to describe the scope of our testing over compliance and the results of that testing based on the State of California's *Standards and Procedures for Audits of Local Entities Administering the California Children and Families Act*, issued by the Controller's Office. Accordingly, this report is not suitable for any other purpose.

Eide Bailly LLP

Sacramento, California
 October 3, 2019



IT'S ALL ABOUT THE KIDS

DATE: October 3, 2019

TO: First 5 Solano Children and Families Commission

FROM: Lorraine Fernandez, Program Manager

SUBJ: **First 5 Solano Submission to First 5 California for the FY2018/19 Annual Report**

Motion: **Approve the First 5 Solano Submission to First 5 California for the FY2018/19 Annual Report**

Each year, the First 5 California Children and Families Commission is required by law to submit to the Legislature and the Governor a report outlining the activities and accomplishments of both the state First 5 Commission and the 58 local First 5 county commissions.

The First 5 Solano submission to First 5 California for its FY2018/19 Annual Report has been prepared in accordance with state requirements for submission by the deadline of October 31, 2019. The report includes a fiscal report, "aggregate data" by program category (service counts and demographics), as well as a snapshot of evaluation activities and system level activities.

As the First 5 California Annual Report submission requirements are relatively narrow and prescriptive following the required elements for state Commission, staff has included a FY2018/19 Year End Performance Report which outlines the Commission's programs by Initiative and includes Performance Measures and qualitative data to give a fuller picture of the Commission's investments for FY2018/19; and, a Systems Change Evaluation Report which provides an in depth picture of the continued implementation of the Commission's Systems Change Action Plan.

Attachment A: First 5 Solano FY2018/19 Annual Report
Attachment B: FY2018/19 Annual Report Presentation

October 3, 2019

COMMISSIONERS

Erin Hannigan

Chair

Lenesha Anderson

Jennifer Barton

Aaron Crutison

Mina Diaz

Lisette Estrella-Henderson

Gerald Huber

Nicole Neff

Tyffany Wanberg

STAFF

Michele Harris

Executive Director

Megan Richards

Deputy Director

Juanita Morales

Program Manager

Gene Ibe

Program Manager

Lorraine Fernandez

Program Manager

Kwiana Algeré

Health Education Specialist

Luke Winders

Office Assistant III

Andrea Azurdia

College Intern

Camille Maben
First 5 California
2389 Gateway Oaks Dr, Ste 260
Sacramento, CA 95833

Dear Ms. Maben,

First 5 Solano is pleased to convey its submission to First 5 CA for its FY2018/19 Annual Report.

Highlights of the First 5 Solano submission include:

- * Over 8,700 Solano residents were served by First 5 Solano.
- * Implemented the *Triple P Positive Parenting Program* as a new programming strategy to support families.
- * Continued to expand community knowledge of Adverse Childhood Experiences (ACEs) and began implementation of the *Resilient Solano Strategic Plan*, including sponsoring the *May 2019 Resilient Solano Summit* with 171 attendees to raise awareness of ACEs and trauma informed practices.
- * Screened 276 high risk children for developmental and social-emotional concerns. Provided 205 of these children with referrals for additional services.
- * Sixty-eight early care and education sites participated in IMPACT and Quality Counts.
- * Provided 345 children a Pre-Kindergarten Academy to prepare them to transition to kindergarten.
- * Implemented *Raising A Reader* in early care and education sites in Solano, with eleven centers and eight family child care homes serving 500 children.
- * Provided services 2,074 children and parents/caregivers through *Help Me Grow Solano*. 1,429 were provided with at least one connection to a program or service.
- * Completed the fourth year of the *Commission's Systems Change Action Plan* to strengthen, integrate, expand, and sustain the early childhood system.

If you have any questions, feel free to contact me at 707-784-1332. Thank you.
Sincerely,

A handwritten signature in blue ink that reads "Michele Harris".

Michele Harris
Executive Director, First 5 Solano



Year-End Performance Report FY2018/19

Michele Harris, Executive Director
601 Texas Street, Suite 210
Fairfield, CA 94533

INTRODUCTION

The First 5 Solano Year End Performance Report covers the period July 1, 2018 - June 30, 2019 for services funded through community partners and internally run program in specific initiatives under the First 5 Solano Strategic Plan Priority Areas.

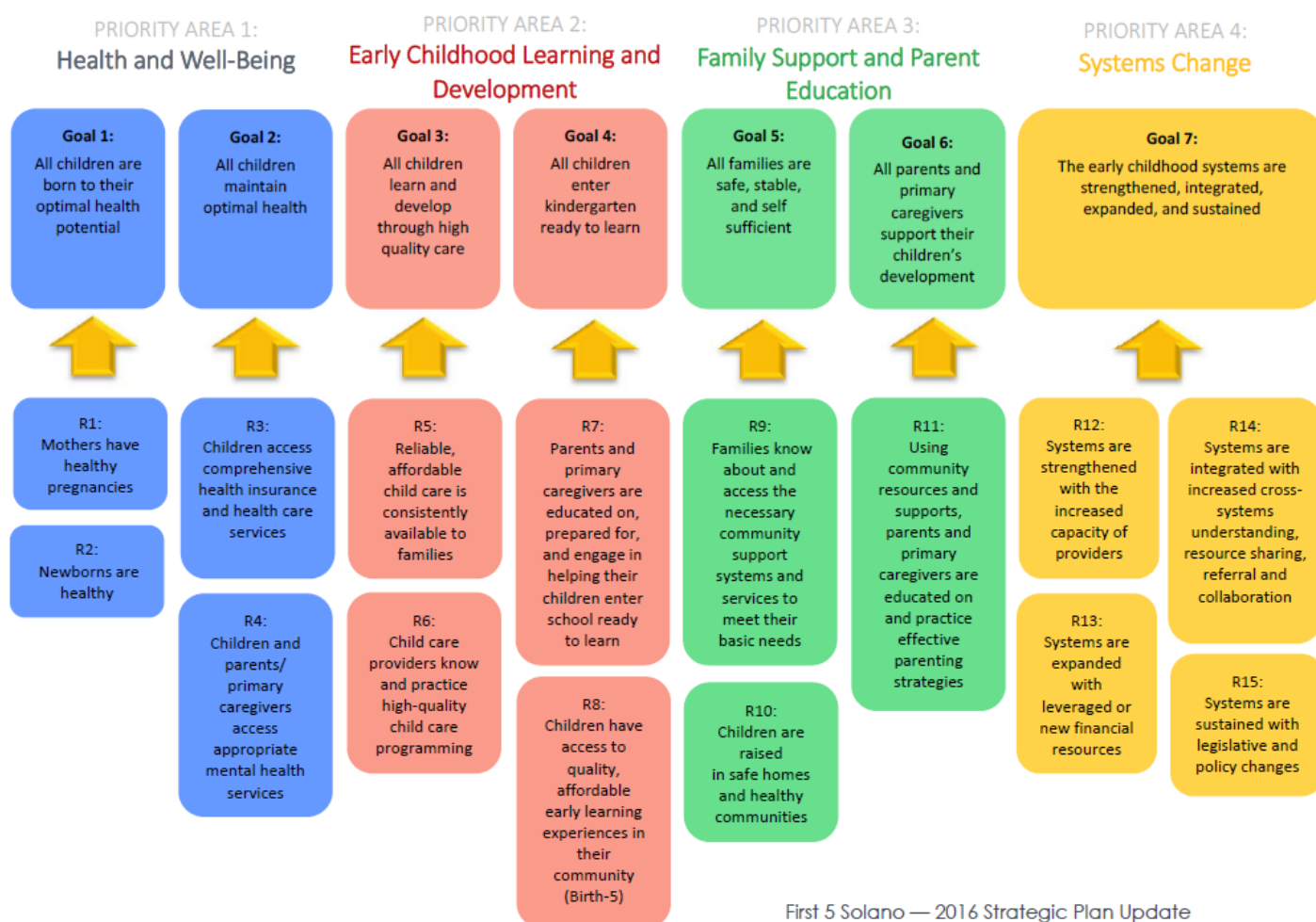
The overarching goal of First 5 Solano’s Strategic Plan is to support and strengthen families with young children through services provided under the four priority areas:

1. **Health & Well-being:** Promotes all children being born healthy and maintaining optimal health.

2. **Early Childhood Learning & Development:** Supports high quality early care and education and school readiness.
3. **Family Support & Parent Education:** Strengthens families to provide safe and stable environments for children and support children’s’ development.
4. **Systems Change:** Strategic effort to strengthen, integrate, sustain and expand the early childhood system in Solano County.

All initiatives and programs have a connection to the strategic plan framework pictured below.

2016 First 5 Solano Strategic Framework



First 5 Solano — 2016 Strategic Plan Update

Overarching Principles: Evidence-based, trauma-informed, focused on high risk/need, access, coordination, collaboration, and leveraging

In December 2017, the Commission approved the 2018-2023 Program Investment Plan which included new programming strategies beginning in FY2018/19:

- Funding for family strengthening concentrated on two high risk/high poverty communities in the county – Rio Vista and Vallejo;
- The Triple P – Positive Parenting Program was implemented countywide as a new programming strategy to support families;
- An Annual Grants Program provides one-time grants to fill gaps and pilot innovative ideas;
- Other new programs included: Dental screenings, professional development for early learning professionals to work with children with special needs, and an early literacy program.

The FY2018/19 Annual Performance Report provides a snapshot of the performance of the Commission’s investments across all initiatives and programs. For each program, this report includes a brief description of the program, each grantee’s level of achievement of performance goals, along with information about challenges faced by grantees. There is also a discussion of goals that were not attained, and any necessary corrective action recommended. In addition, this report includes multi-year program performance



and funding levels. Please note that since many of the programs began this year, there is not a multi-year performance chart for every program.

In addition to the Commission’s FY2018/19 Performance Report, this Annual Report contains a progress update on the implementation of the Commission’s Priority Area of Systems Change as well as the required fiscal and data submission to First 5 California.

PERFORMANCE MEASURES

The purpose of performance measures is to ensure appropriate progress is being made for both the target number of children and families served, and outcomes, which look at “is anyone better off” because of the service. Performance measures are written into contracts with grantees and data is collected quarterly so First 5 Solano staff can monitor progress made toward meeting contractual goals, and where needed, provide recommendations for changes in services to ensure annual targets are met. Performance measures are gauged as “met” if the grantee is within 90% of the contractual requirement. Otherwise the measure is “not met.” Often performance measures contain both targets for numbers served and outcomes, and both must be met for the performance measure to be considered met.

If one or more performance measures are not met, staff follow the Commission’s Compliance in Contracts Policy, which begins with working with the grantee to discover the reasons behind the inability to meet the measures. Staff utilize this information to determine if a Compliance Action Plan is warranted and work to ensure that the issue is not carried over multiple years.

For FY2018/19, overall, First 5 Solano grantees achieved 78% (90 of 115) performance measures tracked across the Commission’s framework (See Attachment A). Unmet Performance Measures were spread across multiple contracts, with only three contractors not meeting more than one Performance Measure.

DEMOGRAPHICS

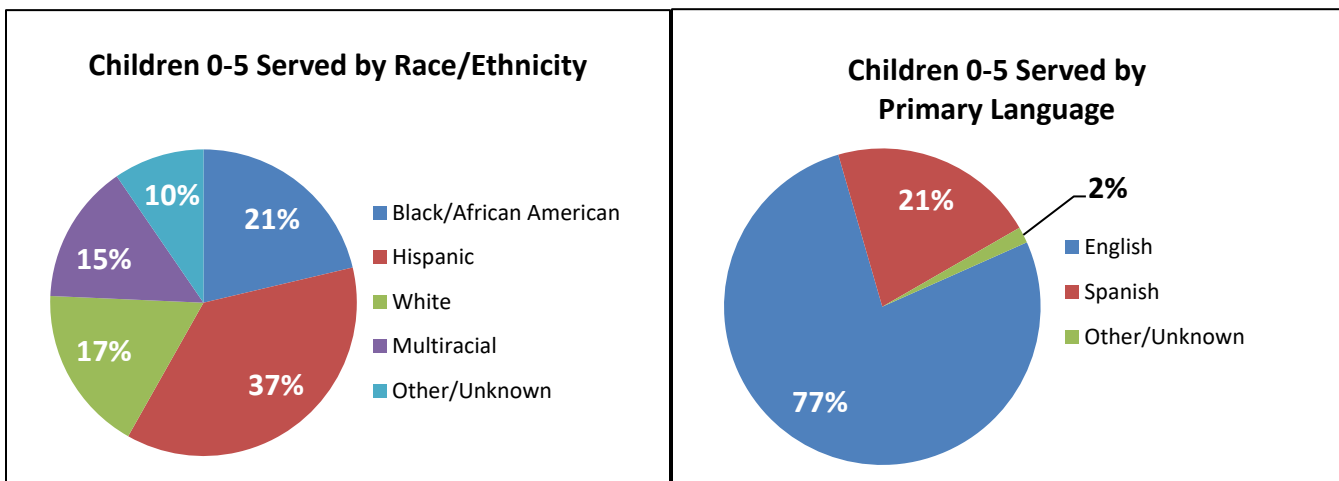
First 5 California requires that County Commissions collect “aggregate data” to document numbers served, ages, language and ethnicities of children, parents/caregivers, and providers served. The First 5 Solano initiatives reach children, families/caregivers and service providers, while focusing on hard-to-reach populations including isolated, low-income, high risk, and underserved communities.

During the year, 8,710 residents received services from First 5 Solano, an 6% increase from FY2017/18. Of this total, 42% (3,646) were children ages 0-5, 51% (4,461) were parents, caregivers and other primary family members, and 7% (603) were providers of services for children ages 0-5.

Overall, the largest group of children ages 0-5 served in FY2018/19 in Solano identified as Hispanic/Latino (37%). This was followed by 21%

of children who identified as Black/African American and 17% of children who identified as White. When compared to the overall Solano County 0-5 population, children who received services from First 5 Solano were more likely to be Hispanic or African American and less likely to be white than the population for Solano County. The percent of children who identified as Hispanic served by First 5 Solano grantees was a slight a decrease in the percentage over previous years.

Over one-fifth of children served identified as Spanish-speaking.⁸⁷ This also represents a decrease from previous years, however it still highlights the importance for grantees to have staff who can communicate in Spanish, the ongoing need for parent education materials in English and Spanish, and continued literacy supports for the entire family.





Priority 1 Health and Well-Being

Goal 2:
All children maintain optimal health

Early Childhood Mental Health Initiative

The early childhood mental health efforts are in service of the commission's desired result that "Children and parents/primary caregivers access appropriate mental health services."

R3:
Children access comprehensive health insurance and health care services

R4:
Children and parents/ primary caregivers access appropriate mental health services

EARLY PERIODIC SCREENING DIAGNOSIS AND TREATMENT (EPSDT)

The Early Periodic Screening, Diagnosis, and Treatment (EPSDT) Program is an effort to provide mental health services and treatment to Medi-Cal eligible children ages 0-5 with identified social-emotional and behavioral needs.

The program is jointly funded by First 5 Solano in collaboration with Solano County Health & Social Services (H&SS), Mental Health Division utilizing state and local EPSDT funds. H&SS partnered with three community-based agencies – A Better Way, Inc., Child Haven, and Uplift Family Services to deliver a full range of mental health services including:

- ✓ Assessment
- ✓ Case Management
- ✓ Individual and family therapy
- ✓ Linkage to resources and other qualifying services

Funding

The funding amount allocated this fiscal year for EPSDT services was \$100,000.

Key Performance Measures

- ✓ 400 clients received EPSDT mental health services.
- ✓ 80% (151) of 189 ongoing clients evaluated for their 6-month review demonstrated improvement in at least one stated treatment goal.

Mental Health Treatment Reduces Young Boy's Anxiety

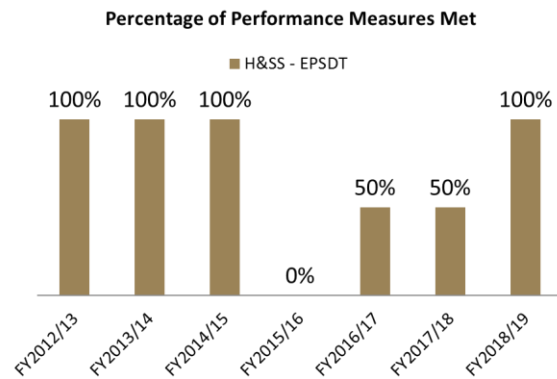
A 5-year old boy was referred to an EPSDT mental health service provider due to sleep disturbances. The child and his mother began treatment services which included weekly parent/child therapy to enhance their attachment. Within a couple of months, the child began to demonstrate less anxiety at school, engaged in play with other children, and could express his emotions more effectively in times of uncertainty.

Challenges to Effective Service Provision

Providers of early childhood mental health services reported minimal challenges to service provision, except for experiencing some staff turnover and hiring enough bilingual practitioners to provide services to families. Uplift Family Services stopped providing services to children ages 0-5 during the year, but other providers were able to step in to provide services and it was a smooth transition.

Multiyear Performance

Over the last four years, the percentage of performance measures met by H&SS has improved. In FY2015/16, H&SS had challenges serving the total number of children which led to unmet performance measures. Over the past few years, the Commission has reduced the amount of funding and commiserate number served and H&SS was able to fully meet their Performance Measures this Fiscal Year.



EARLY CHILDHOOD MENTAL HEALTH PROVIDER TRAINING

Early Childhood Mental Health provider training is designed to provide instruction to providers and professionals in the community on topics relating to early childhood mental health, with the goal of assisting providers in recognizing the signs that young children may have a mental health need and reacting appropriately, either by providing direct services or ensuring children get connected to the services they need.

A Better Way, Inc. delivered early childhood mental health focusing on providing information, case studies, interactive activities, and discussions to assist participants in supporting the development of infants and young children.

Training topics offered by A Better Way included:

- ✓ Overview of principles of infant/young children mental health
- ✓ Promoting social-emotional functioning
- ✓ Ages and Stages Questionnaire (ASQ) Training
- ✓ Diagnostic Classification: 0-5 Training
- ✓ Overview of Trauma
- ✓ Trauma & First Responders

The vast majority of individuals participating in trainings in FY2018/19 were from the healthcare and human services disciplines. A Better Way,

Inc. trainings, however, are open to all providers and professionals who work with young children.

Funding

In FY2018/19, A Better Way, Inc. was funded at \$100,000 to deliver early childhood mental health training. Both the First 5 Commission and H&SS Mental Health Service Act (MHSA) funded this strategy equally, contributing \$50,000 each.

Key Performance Measures

- ✓ 43 total training sessions were completed in FY2018/19.
- ✓ 82% of 656 providers in attendance showed increased knowledge upon completion of trainings.

Challenges to Effective Service Provision

A Better Way was a new contractor of First 5 Solano. As such, this grantee experienced a slower start in meeting the target number of trainings to be completed. To resolve this, A Better Way increased their outreach and trainings offered and met their performance targets in both Quarters 3 and 4. While they demonstrated improvement, this effort was not sufficient to meet overall objectives for the year. First 5 staff will continue to work closely with this grantee to ensure performance goals are met. However, per the Commission's Contracts in Compliance Policy, a Compliance Action Plan will be issued if this grantee continues to experience challenges meeting targets in their scope of work.

DEVELOPMENTAL SCREENINGS

Early Childhood Mental Health Initiative efforts improve timely access to services and link underserved families and children to treatment and other resources. This includes developmental screenings for high-risk children to increase identification to developmental, as well as social-emotional needs.

In FY2018/19, First 5 Solano partnered with Uplift Family Services and Child Haven, Inc. to provide services. In Quarter 1, however, Uplift Family Services announced they would no longer serve families with children under 5 years old to concentrate on services for families with older children. Upon agreement by both providers, the remainder of Uplift's scope of work and budget was assigned to Child Haven in October 2018.

Funding

The total amount allocated in FY2018/19 to provide developmental screenings for high-risk children was \$150,000 from the First 5 Solano Commission and H&SS MHSA funding. Both the First 5 Commission and H&SS Mental Health



Service Act (MHSA) funded this strategy equally, contributing \$75,000 each.

Key Performance Measures

- ✓ 276 high-risk children received developmental screenings.
- ✓ 74% (205) of children screened were referred for further assessment.

Challenges to Effective Service Provision

Child Haven reported minimal challenges to service provision, except for occasional staff turnover during the year.

Early Identification Leads to Success!

Charles, a 3-year-old boy, received a developmental screening which revealed speech delays, fine motor skills delays, and social/emotional challenges. He had already been kicked out of one daycare setting because of aggressive behavior. From the results of the initial screening, Charles was referred to Child Haven's Comprehensive Assessment Research and Evaluation (CARE) Clinic, and while in the program, he received speech therapy to address communication delays, occupational therapy to address fine motor delays, and participated in Applied Behavioral Analysis to address his aggression and other socialization problems. At the same time, his mother received parenting support and education through weekly parent groups. After completing the 10-week CARE Clinic program, Charles is expected to attend transitional-kindergarten this fall. He is doing much better at home and can now communicate his needs more effectively.



Priority 1 Health and Well-Being

Goal 2:
All children maintain optimal health

Oral Health Initiative

The oral health efforts are in service of the commission's desired result that "Children access comprehensive health insurance and health care services."

R3:
Children access comprehensive health insurance and health care services

R4:
Children and parents/ primary caregivers access appropriate mental health services

ORAL HEALTH PROGRAM

In FY 2018/19 First 5 Solano partnered with Solano County Health & Social Services (H&SS) Public Health Division to implement an oral health program and serve pre-kindergarten, transitional-kindergarten and kindergarteners in all cities throughout Solano County. Solano County H&SS successfully implemented two core components of this oral health program. The first component was a fluoride varnish program and dental screenings completed by a Registered Dental Hygienist (RDH). Secondly, the program included an age appropriate oral health education curriculum which included a toothbrush and a book provided by a Health Education Specialist.

Funding

Solano County Health & Social Services Public Health Division received funding under Prop. 56 (The California Healthcare, Research and Prevention Tobacco Tax Act of 2016) to develop an oral health program, but was limited in services through this funding, particularly treatment services that would allow for a dental hygienist to apply fluoride varnish to children's

teeth. First 5 Solano provided \$40,000 in supplemental funding to deliver these services.

Key Performance Measures

- ✓ 593 children under age 5 received dental screenings, fluoride varnish, toothbrushes, books and a referral (if needed).
- ✓ 42 early learning classrooms including all of Solano County Child Start sites, 13 Title 1 elementary schools in Solano County, Solano Community College Early Learning Center and 4 First 5 Solano Pre-K Academies were provided a dental education presentation.

Challenges to Effective Service Provision

There was a delay in the contract being fully executed, therefore postponing implementation of the program. Consequently, the entire amount of funding was not fully expended. First 5 staff worked with the H&SS Program Manager on county contracting processes to ensure deliverables would be met should future funding become available.



Priority 2 Early Childhood Learning and Development

Goal 4:
All children
enter
kindergarten
ready to
learn

School Readiness Initiative

The school readiness efforts are in service of the commission's desired results that "Parents and primary caregivers are educated on, prepared to, and engage in helping their children enter school ready to learn" and "Children have access to quality, affordable early learning experiences in their community (Birth-5)."

R7:
Parents and
primary caregivers
are educated on,
prepared to, and
engage in helping
their children enter
school ready to
learn

R8:
Children have
access to quality,
affordable early
learning
experiences in
their community
(Birth-5)

PRE-KINDERGARTEN ACADEMIES

Pre-Kindergarten (Pre-K) Academies provide quality early childhood experiences for children entering Kindergarten. Children who have not participated in pre-school have priority for participation in Pre-K Academies. In addition, outreach is directed to children who are English Language Learners and/or considered "high-risk" due to factors such as poverty, remoteness, substance abuse, family violence, child abuse and neglect, special needs and other challenges.

In 2018, the Commission allocated equity funding to communities by examining factors such as the percentage of children under age 5 in poverty, percentage of third graders not proficient in reading and percentage of 3-4-year old's not attending pre-school. Nineteen sessions of Pre-K Academies were offered by ten agencies throughout the county with six sessions offered in Fairfield, five sessions in Vallejo, three sessions in Vacaville, two sessions in Dixon and one session each in Suisun, Benicia and Rio Vista.

Summer of 2018 Pre-K Academies were held at multiple sites by the following agencies:

- ✓ Fairfield-Suisun Unified School District
- ✓ Fairfield Adult School
- ✓ Travis Unified School District
- ✓ Vacaville Unified School District
- ✓ Benicia Unified School District
- ✓ River Delta Unified School District
- ✓ Child Start, Inc.
- ✓ Dixon Unified School District
- ✓ Vallejo City Unified School District
- ✓ New Dawn Vallejo



Students are assessed by the Kindergarten Student Entrance Profile (KSEP), an evidenced-based tool developed by UC Santa Barbara that measures social-emotional and cognitive elements of children's readiness to enter kindergarten. Mastery of all or most items on the KSEP indicate that the child is "Ready to Go" to Kindergarten. This data can then be shared with the child's kindergarten teacher. In addition, parents are provided information to help their child work at home on skills that will help their child succeed in school.

Funding

In FY2018/19, Pre-K Academies were allocated funding at \$200,000. Each session was funded at \$10,000 per session with communities having the highest risk factors receiving more funding.

Key Performance Measures

- ✓ 345 children attended Pre-K Academies in summer 2018
- ✓ 2018 Pre-K Academies reported 41% of children as having no prior preschool experience.
- ✓ At the end of the 2018 Pre-Kindergarten Academies, 81% of students were in the "ready to go" or "nearly ready to go" to kindergarten category. This is higher than the 77% in these categories at the end of the 2017 Pre-Kindergarten Academies.

This year First 5 Solano partnered with Solano County Office of Education and Reading is Fundamental to implement the summer Read for Success program. The program provided each classroom teacher with a set of books and a STEAM teacher's guide. Each child attending an Academy was provided with a book bag, journal and 6 books. This program put over 2,000 books in the hands of kids.

Another achievement was the collaboration with Solano County Health & Social Services to provide dental screenings to children attending the academies. Close to 250 pre-kindergarteners attending the Pre-K Academies received dental screenings, dental referrals (if necessary) and toothbrushes.

"There's always a huge gap between children who attend this program and those who don't! This program is invaluable in preparing for my school year."

--Pre-Kindergarten Academy Teacher



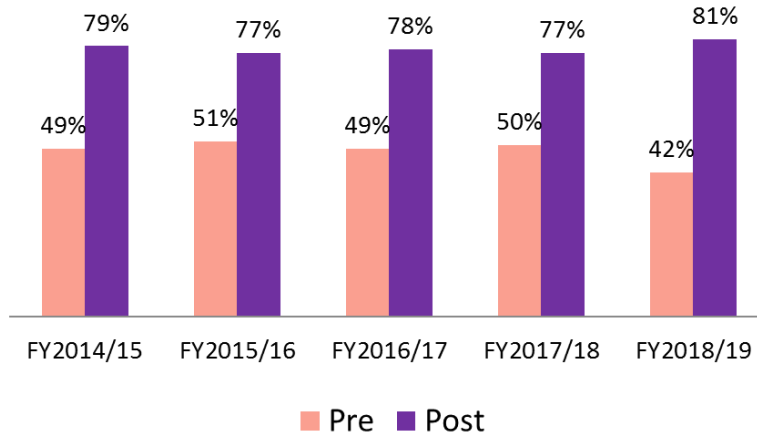
Challenges to Effective Service Provision

This year began a new funding cycle and agencies were not notified of their award for funding until late May 2018, therefore having challenges with outreach and recruitment, resulting in lower enrollment. One agency also had to cancel one session due to low enrollment. Recruitment began in March 2019 for the summer pre-kindergarten academies.

Multi-Year Program Performance

Children were rated on social-emotional and cognitive skills before and after the program. Children were "Quarterly Monitor" or "Ready to Go" if they were almost ready or ready for kindergarten in most areas. The results remain consistent across years that more children meet this standard after attending the 4-week program. In addition, parents also benefit from parent education and engagement activities offered by the academies. Teachers and school site staff are also more prepared for children that are coming in to their classrooms as strengths and needs are identified prior to the start of the school year.

Percentage of Students Rated “Quarterly Monitor” or “Ready to Go”



Note: Number of students – 496 (FY2014/15); 517 (FY2015/16); 345 (FY2016/17); 388 (FY2017/18); 344 (FY2018/19)

RAISING A READER

Raising a Reader is an early childhood education program designed to increase literacy and family engagement among at-risk children. The program includes staff training, parent education sessions that teach shared reading techniques, and a take-home book rotation among participating children.

Raising A Reader’s key components:

- ✓ The Ted Book Bag delivery system is a simple sustainable routine that is easily managed in several diverse settings
- ✓ Children drive the process and the Red Book Bag and books become a favorite toy;
- ✓ Program Implementers learn how to train parents in “read aloud” strategies and early brain development;
- ✓ Parents learn and engage in “read aloud” strategies and develop a regular book sharing routine with their children;
- ✓ Families get to know and use their local library.

In 2018, First 5 Solano contracted with Solano County Office of Education to implement the

Raising a Reader program in early care and education sites in Solano County with focus on serving families in Rio Vista, Dixon and Vallejo. In FY2018/19, 11 centers and 8 Family Child Care Homes participated in Raising a Reader.

Raising a Reader provides a parent survey and site rubric to be completed annually. Surveys are completed by parents and site rubrics are completed by implementers. These tools are used to evaluate increased literacy skills, meaningful connections to their library, strengthened family engagement and overall program success.



Funding

In FY2018/19, Solano County Office of Education received up to \$75,000 of funding to implement the Raising a Reader program.

Key Performance Measures

- ✓ Trained 22 staff to implement Raising a Reader at child care centers, preschool programs, and family childcare sites.
- ✓ Trained 3 Solano County Office of Education staff to serve as Raising a Reader Coordinators.
- ✓ 19 sites participated in Raising a Reader with 500 children having access to high quality, multicultural, bilingual books.

- ✓ Approximately 100 parents participated in parent education sessions and at least 80% demonstrated increased knowledge of early literacy strategies.

Challenges to Effective Service Provision

Although this was the first year of implementation of the Raising a Reader Program at Solano Early Care and Education sites, Solano County Office of Education successfully met or exceeded all performance measures related to this contract.

"Now the only books my child wants to read are the ones in the 'red' bag!"

-Raising a Reader parent





Priority 2 Early Childhood Learning and Development

Goal 3:
All children
learn and
develop
through high
quality care

Quality Early Care and Education Initiative

The IMPACT program supports the commissions goal that “All children learn and develop through high quality care” and is in service of the commission’s desired results that “childcare providers know and practice high-quality child-care programming.”

R5:
Reliable,
affordable child
care is
consistently
available to
families

R6:
Child care
providers know
and practice
high-quality child
care
programming

IMPROVE AND MAXIMIZE PROGRAMS SO ALL CHILDREN THRIVE (IMPACT)

First 5 IMPACT (Improve and Maximize Programs so All Children Thrive) is an innovative approach funded by a grant from First 5 California to achieve the goal of helping children ages 0 to 5 and their families thrive by increasing the number of high-quality early learning settings, including supporting and engaging families in the early learning process. Supporting more settings to achieve high-quality standards helps ensure more of California's children enter school with the skills, knowledge, and dispositions necessary to be successful.

IMPACT provides funding to support Solano’s Quality Counts program through the Solano County Office of Education. Solano Quality Counts is Solano County’s Quality Rating and Improvement System (QRIS) which supports quality and improvement early learning environments through rating, professional development, coaching support and technical assistance.

Funding

In FY2018/19 Solano County Office of Education received funding for up to \$307,157 to support Solano’s Quality Rating and Improvement System known as Solano Quality Counts which is primarily reimbursable by First 5 California. This amount included additional funding to train providers on working with children with special needs.

Key Performance Measures

- ✓ Recruited and retained 68 early learning sites to participate in Solano Quality Counts QRIS.
- ✓ 56 sites participated in coaching and developed quality improvement plans.
- ✓ 94% of sites met at least 1 goal on their quality improvement plan.
- ✓ Provided 24 professional development trainings including 12 focused on supporting children with special needs.

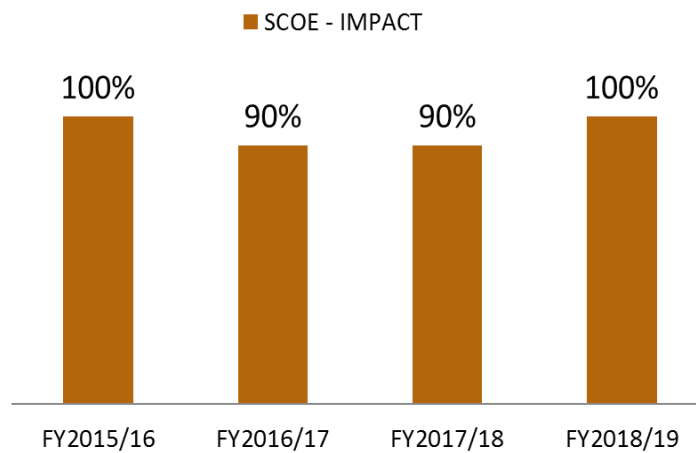
Challenges to Effective Service Provision

Scheduling coaching sessions proved to be challenging especially for sites that were full day. A proposal to hire coaches as SCOE employees, rather than contractors, was approved for FY2019/20 to allow for more accountability and consistency.

Multi-Year Program Performance

Solano County Office of Education has consistently met or nearly met all performance measures.

Percentage of Performance Measures Met



Note: Number of performance measures – 2 (FY2015/16); 10 (FY2016/17-FY2017/18); 11 (FY2018/19)





Priority 3 Family Support and Parent Education

Goal 5:
All families
are safe,
stable, and
self
sufficient

Family Strengthening Initiative

The family strengthening efforts are in service of the Commission's desired results that "Families know about and access the necessary community support systems and services to meet their basic needs," and "Children are raised in safe homes and health communities."

FAMILY STRENGTHENING AND SUPPORT

Family Strengthening Services operate as the connection between families in need and available resources. Services are neighborhood-based for families experiencing or at-risk of child neglect or abuse, poverty, family violence, substance abuse or other pressing family needs.

In previous years, the Commission funded the efforts of multiple Families Resource Centers across six cities in Solano County. In the current Program Investment Plan, the Commission shifted their focus to concentrate funding towards two high-risk/high-poverty communities in the county with services being provided by Rio Vista CARE and Fighting Back Partnership.

Services include:

- ✓ Intensive case management and basic needs support to stabilize families in crisis.
- ✓ Financial literacy and money management counseling (including developing a budget).
- ✓ Early childhood education activities (reading, art, motor skills development).

Funding

In FY2018/19, Family Resource Center services were funded at \$170,000.

Key Performance Measures

- ✓ 321 families were provided client case management services.
- ✓ 92% (258) of the 280 families completing multiple assessments utilizing the Family Development Matrix remained stable or improved.
- ✓ 98% (235) of 239 families receiving basic needs and homeless resources remained in stable housing for 90 days.
- ✓ 286 families received financial counseling assistance, including developing a budget and promoting asset building through initiation of a savings plan/account.
- ✓ 100% of 24 children participating in pre-k activities demonstrated school readiness improvement based on pre/post assessment.

Challenges to Effective Service Provision

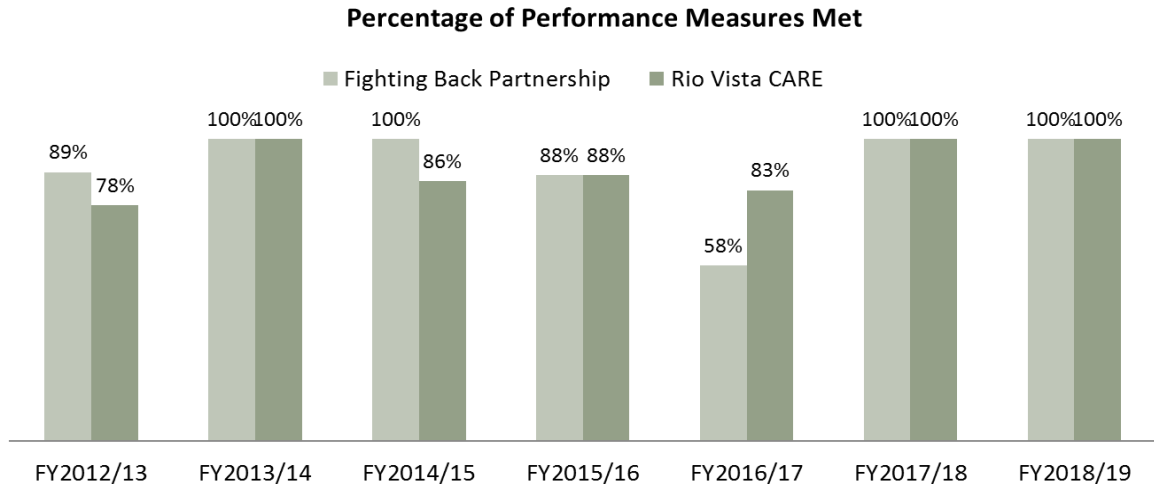
While both Rio Vista CARE and Fighting Back Partnership met their target performance measures to serve families, the agencies report that connecting families to affordable housing continues to be a challenge in Solano County. For now, both agencies assist families not only with funding from First 5



Solano, but with leveraged funding from other sources such as FEMA, Yocha Dehe Wintun Nation Basic Needs Fund, and the Chronicle Season of Sharing Fund. The FRCs will continue to seek out more resources to sustain basic needs and housing assistance for families.

Multi-Year Program Performance

The percentage of performance measures met by Fighting Back Partnership and Rio Vista CARE have improved since FY2016/17; in the past two years, they both have met 100% of their performance measures.



Note: Number of performance measures – 9 (FY2012/13); 7 (FY2013/14-FY2014/15); 8 (FY2015/16); 12 (FY2016/17-FY2017/18); FBP: 8. RV: 9 (FY2018/19)

Help Provided During the Holidays

A young father came into Fighting Back Partnership requesting assistance. He was the sole provider for his expectant wife, 9-year old daughter, and 2-year old son. They were experiencing a financial hardship after receiving a large electric bill due to the cold weather in November. Staff assisted the family by providing \$300 in basic needs funds provided by First 5 Solano to pay for their utilities that month. Staff also referred the family to the local food bank, and they received gifts for the children from the Holiday Community Gift Program. During a follow-up appointment in January, the father reported that he had been offered a job with a new employer and a higher wage than his previous position. He expressed his gratitude towards Fighting Back Partnership for their support and was happy to begin the year with a positive outlook for his family.



Priority 1 Health and Well-Being Priority 3 Family Support and Parent Education

Triple P Parent Education

Triple P is recognized for its outcomes for improved child and parent mental health, supporting First 5 Solano’s priority area of Health and Well-Being and result that “Children and parents/primary caregivers access appropriate mental health services.” Triple P is also in service of the Commission’s desired result in the Family Support and Parent Education priority area that “Using community resources and supports, parents and primary caregivers are educated on and practice effective parenting strategies.”

TRIPLE P POSITIVE PARENTING PROGRAM

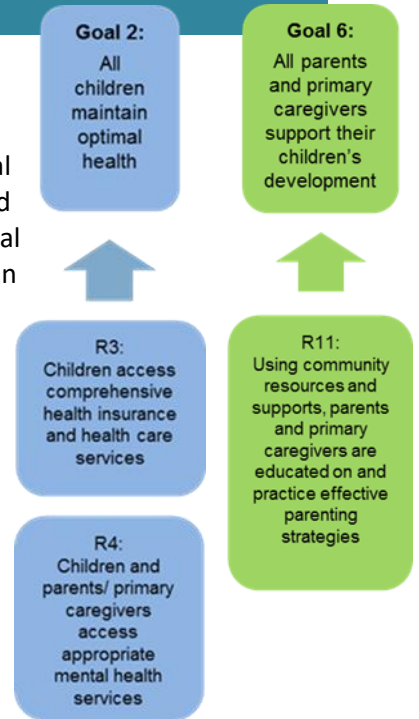
In FY2018/19, the Commission added a new programming strategy to support families in Solano by implementing the Triple P-Positive Parenting Program® (Triple P). The Triple P model, first developed in Australia and supported locally by Triple P America, is an evidence-based program which provides parents



with practical strategies to build strong, healthy relationships with their children, confidently manage children’s behavior, and prevent future problems from developing.

Triple P interventions offered in Solano include a combination of light-touch and more intensive parenting education and can be delivered one-on-one or in a group setting. Levels 2 and 3 are brief interventions, used to address common parenting challenges and enhance family support efforts. Level 4 (Group or Individual) involves longer-term sessions, utilized to address challenging behaviors and/or as a mental health strategy.

In FY2018/19, a total of 38 practitioners were trained and accredited by Triple P America to deliver services to families. The practitioners represent eight local agencies offering Triple P services throughout the county.



Those agencies include:

- ✓ Child Haven
- ✓ Child Start, Inc.
- ✓ Fairfield-Suisun Adult School
- ✓ Fairfield- Suisun Unified School District – Healthy Start Family Resource Center
- ✓ Parents by Choice
- ✓ Rio Vista CARE
- ✓ Solano County Office of Education
- ✓ Solano Family and Children’s Services

Funding

In FY2018/19, Triple P activities were funded at \$700,000. As Triple P is recognized as a mental health intervention, the First 5 Commission and H&SS Mental Health Service Act (MHSA) funded this strategy equally, contributing \$350,000 each.

Key Performance Measures

- ✓ Level 2 Seminar Series (1.5 hours of instruction/discussion per session):
 - 99% (378) of 383 parents attending the “Positive Parenting” seminar demonstrated increased knowledge
 - 100% of 295 parents attended the “Raising Confident and Competent Children” seminar demonstrated increased knowledge
 - 100% of 292 parents attending the “Raising Resilient Children” seminar demonstrated increased knowledge
- ✓ Level 3 Primary Care (one-on-one intervention, 15 to 30-minute sessions over 3-4 weeks):
 - 94% (78) of the 83 parents completing this intervention demonstrated increased knowledge

- ✓ Level 4 Group (Five 2-hour group sessions delivered over 8 weeks)
 - 19 sessions were offered with a total of 89 parents participating in the sessions
 - 98% (87) of the 89 parents completing this intervention demonstrated increased knowledge
- ✓ Level 4 Standard (Individual parenting support for 10 weekly, 1-hour sessions)
 - 100% of the 7 parents completing this intervention demonstrated increased knowledge

Challenges to Effective Service Provision

Triple P services began later than anticipated in the fiscal year as practitioners did not complete accreditation until October 2018. While this delayed the start-up to offer services to parents, some agencies were still able to complete their target number of sessions to be delivered.

Two providers, however, Parents by Choice and Child Haven, experienced challenges reaching their targets to offer services. Parents by Choice did not have a physical presence in Solano, therefore requiring more outreach to parents. They also experienced significant staff turnover and did not have the capacity to offer some sessions, including those for bilingual participants. Child Haven had not yet fully implemented their service delivery model which incorporated not only phone contact, but face-to-face contact with parents, as well as integrating Level 4 into their mental health treatment services. Both agencies have now moved toward addressing those issues, and First 5 Solano staff will work closely with them to ensure progress continues toward meeting performance measures.

Triple P Worked for Me!

Patricia, a mother of four attended her first Triple P Level 2 Seminar, entitled “Positive Parenting.” With tips learned in class, Patricia has since created a family calendar with all healthcare and dentist appointments and important school appointments. Patricia now prepares her children each week by going over the calendar so that they are prepared for what is to come in their schedule. Additionally, time outs and quiet times have been extremely successful for her children because they do not like to miss out on the fun when they have not been respectful of the rules. Patricia has found that a combination of consistent rules, predictable environments, and consequences has helped with manage her children’s’ behaviors and decreased her stress level.



Priorities 1, 2 & 3 Overarching Initiative

Linkages and Access to Services

Linkages and Access to Services crosses all priority areas and integrates the Commission's overarching principles of access and coordination.

HELP ME GROW SOLANO

Launched in 2013, Help Me Grow Solano provides a centralized access point to connect children and families to appropriate community-based programs and services, such as in the areas of health, developmental services, parent education, housing, and childcare. Help Me Grow Solano family navigators provide education and support to families, referrals to community-based supports, empower families to overcome barriers to services, and follow up with clients to make sure that linkages are successful. Other program activities include community outreach and outreach/education with child healthcare providers.

Funding

In FY2018/19, Help Me Grow Solano was funded at \$200,000.

Key Performance Measures

- ✓ Help Me Grow Solano served 2,075 individuals, of which 1,429 were provided with at least one connection to a program or service.
- ✓ 699 of these families had complex issues and were paired with a Family Navigator for further assistance.
- ✓ In FY2018/19, Help Me Grow Solano significantly increased outreach activities, including:

- ✓ Participating in 49 community outreach events or presentations and 33 community or service provider meetings.
- ✓ Establishing partnerships with 17 new child healthcare providers, with these providers actively referring patients to Help Me Grow Solano.



Linkage to Needed Support

A mom called Help Me Grow Solano and shared that no one was listening to her that something wasn't right about her child. He was already 4 years old and mom was concerned that time was going by with no one considering her concerns. Help Me Grow Solano staff did a developmental screening and identified that the child scored extremely low in almost all areas. Help Me Grow Solano referred him to his Kaiser pediatrician and gave mom the results of the screening and other information to share with the doctor. The physician determined the child was autistic and referred to North Bay Regional Center and School District. Mom shared how happy she was and appreciative that Help Me Grow Solano staff listened to her and now her son is receiving the support he needs.

Challenges to Effective Service Provision

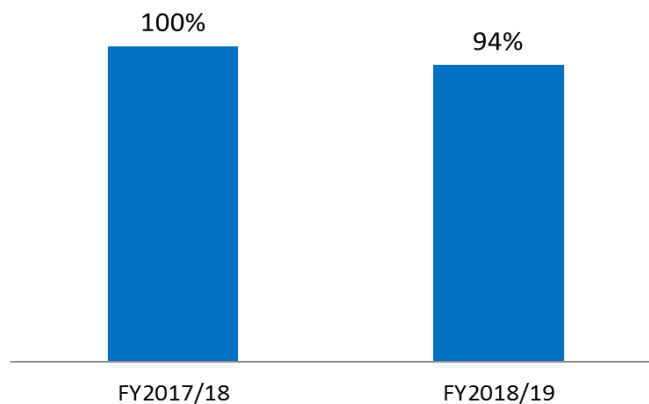
Help Me Grow Solano continued to work with partner agencies to refer children for developmental screening along with mental health services and treatment. However, in the first quarter, one of the referring agencies (Uplift Family Services) discontinued providing services for children under 5 years of age. The Help Me Grow Solano program manager ensured continuous communication with the other referring agency (Child Haven) to evaluate the number of referrals and the process. During this transition the HMG Solano manager also facilitated ongoing communication with County Mental Health to determine appropriate

referrals. HMG's staff continuous communication between partners helped to address these challenges to ensure children received services in a timely manner.

Multi-Year Program Performance

Help Me Grow Solano increased its outreach efforts by participating in numerous community events and provider meeting/presentations. As a result, HMG Solano saw an increase in the number of calls received, developmental screenings provided, and referrals made to partner agencies.

Percentage of Performance Measures Met



Note: Number of performance measures –20 (FY2017/18); 17 (FY2018/19)



ANNUAL GRANTS PROGRAM

In FY2018/19 First 5 Solano approved its 2018-2023 Program Investment Plan in which the Commission allocated \$200,000 for an Annual Grants Fund.

The Annual Grants Fund was designed for one time projects to address the needs of children ages 0-5, their parents/caregivers, and/or providers of services to children ages 0-5 in Solano County. The purpose of the annual grants program is to provide a regular opportunity for the First 5 Solano Commission to consider grant requests that fill community gaps, pilot new or innovative ideas, and/or address a time sensitive community need. A Request for Applications was released and multiple grants of up to \$20,000 each were awarded to seven agencies for up to a 1-year period from July 1, 2018-June 30, 2019, for a total amount of \$119,861. As this was the first year of funding, staff closely monitored programs for learning opportunities as well as to mitigate risk associated with new/untested programming and/or partners.

- ✓ Child Haven trained 3 staff in full psychological testing (Therapeutic Assessment) for children ages 2-5 and provided Therapeutic Assessment to 7 children with 100% of the children achieving at least one goal on their plan.
- ✓ Care4Em provided mindful movement classes to encourage healthy attachment, stress management, and emotional self-regulation to 185 children ages 2-5 and 176 of their caregivers.
- ✓ Solano Community College created a Persistence Pays program and provided a wage reimbursement stipend to 18 students seeking to complete their early learning practicum courses at Solano Community College.
- ✓ Child Start Inc. provided 88 preschool students and their families access to Footsteps2Brilliance, a pioneering interactive digital literacy program in 3 Head Start classrooms.

- ✓ Planned Parenthood integrated a direct food and housing support project into their Case Management Program, which allowed them to purchase a new refrigerator and provide 2,242 bags of food to 101 adult clients and 73 children under 5 years of age.
- ✓ Seneca Family of Agencies provided targeted interventions that promote housing and food security for 6 young people enrolled in Seneca's Transitional Aged Youth Full Service Partnership (TAY FSP) and 7 of their children ages birth to five.
- ✓ City of Suisun Recreation Department proposed to build a splash pad structure at Heritage Park and provide the community with a free, unique activity for children 5 and under. *

Through this Annual Grants Program, close to 700 children and families received services in one or more of the First 5 Solano Children and Families Commission's priority areas that include Health & Well Being, Early Learning and Development and/or Family Support.

Challenges

One agency, City of Suisun, was not able to complete the proposed project due to the bid coming in much higher than budgeted in the original proposal and consequently returned the funding to First 5 Solano per the Annual Grants policy.





Priority 4 Systems Change

Goal 7:
The early childhood systems are strengthened, integrated, expanded, and sustained



R12:
Systems are strengthened with the increased capacity of providers

R14:
Systems are integrated with increased cross-systems understanding, resource sharing, referral and collaboration

R13:
Systems are expanded with leveraged or new financial resources

R15:
Systems are sustained with legislative and policy changes

Systems Change

Systems change efforts are in service of the commission’s desired results that “Systems are strengthened with the increased capacity of providers,” “Systems are expanded with leveraged or new financial resources,” “Systems are integrated with increased cross-systems understanding, resource sharing, referral and collaboration,” and “Systems are sustained with legislative and policy changes.”

First 5 Solano’s Systems Change goal is that early childhood systems are strengthened, integrated, expanded and sustained. First 5 Solano implements its Systems Change Plan through a combination of internal staff and collaboration with community partners. An Action Plan was adopted in April 2016 which outlines strategies and key results in the 4 result areas. The implementation of this Action Plan continued in FY2018/19.

Funding

In FY2018/19, Systems Change work was funded at \$377,000.

Key Performance Measures

The FY2018/19 report “Systems Change in Solano County – How Are We Doing” is included as a special section of the Annual Report and outlines the strategies in each result area and progress made toward the desired results.





Internal Programs

In addition to the Programs that fit directly under one of the Commission's four Priority Areas, the Commission has a variety of special funds and internally run programs that are funded to support any of the priority areas under the Commission's Strategic Plan.

COMMUNITY ENGAGEMENT

First 5 Solano Community Engagement activities support proactive, consistent and clear communication about the programs and services offered by First 5 Solano grantee partners and engage the broader Solano County community in the importance of efforts to improve the lives of children ages 0-5.

Internal Community Engagement activities included:

- ✓ Establishing community partnerships and promoting collaboration including Help Me Grow Solano efforts.
- ✓ Increasing awareness of priority issues and efforts in Solano County for children ages 0-5 and their families including hard-to-reach communities.
- ✓ Developing and implementing strategies to keep parents, grantee and community stakeholders informed about First 5 Solano activities and programs.
- ✓ Developing and spreading community information via the website, monthly newsletter, Facebook, Pandora on-line radio public service announcements, First 5 Solano calendar, and other venues.
- ✓ Customizing and distributing outreach materials promoting First 5 Solano and Help Me Grow Solano.
- ✓ Participating in community events, such as hosting the First 5 Fun Zone at the Solano County Fair, participating in Vacaville Kids



Fest and providing the First 5 CA Express Van at the Civic Center Library and Solano Community College's Early Learning Center's parent's day.

- ✓ Distribution of Kits for New Parents are provided by First 5 California and "customized" with up to 3 items by our local Commission. A total of 3,122 kits were distributed to new and expecting parents in Solano County through a variety of agencies including pediatric offices, WIC and libraries, with approximately 5% of kits distributed in Spanish.

Community Engagement grants of up to \$300 each, totaling \$5,239.77 were disbursed for 17 local events. Details of each event are as follows:

1. A More Excellent Way—A celebration of breastfeeding mothers and babies in Solano County was held on 08/05/2018.
2. Emmanuel Arms Community, Inc.—Vallejo National Night Out resource fair for the community was held on 08/07/2018.
3. Travis Air Force Base Friends of Family Services—A Fire Prevention week open

- house promoted fire safety awareness was held on 08/13/2018.
4. Solano County Library–The Young Parents Program encouraged young parents to read to their babies on a regular basis with the help of a board book given out in the program held throughout 2018-2019 school year.
 5. Matrix Parent Network – “Happy Holiday Celebration” was held on 12/14/2018 for kids in Solano County with special needs/disabilities as an opportunity for inclusion.
 6. Solano County Health & Social Services—Health Equity for All Lives (HEALS) Project informed the community about health disparities in birth outcomes and explored ways to partner to improve birth outcomes held 07/01/2018-12/30/2018.
 7. Mt. Calvary Baptist Church—A Community Baby Shower to provided a forum for expectant parents to learn about topics important to the health and well-being of their baby held on 01/02/2019.
 8. Benicia Mom’s Group-An Early Education Fair to provided information on preschool options to parents of kids 0-5 years old held on 1/12/2019.
 9. A More Excellent Way—A Community Baby Shower was held to help eliminate disparities in African American pregnant families held on 02/16/2019.
 10. Child Haven, Inc.—Annual Pinwheel for Prevention awareness event to kick off National Child Abuse Prevention Month and educate community about child abuse prevention held on 04/01/2019.
 11. Touro University California-Held an Autism awareness event to share and discuss autism from different perspectives with the community held on 04/02/2019.
 12. Solano County Library—Children’s Day, Book Day/ El día de los niños, el día de los libros promoted literacy and library services held on 04/27/2019.
 13. Vacaville Police Department–Youth Services held a Spanish parenting workshop to reduce corporal punishment, support healthy parent-child relationships and provide additional parenting tools in April 2019.
 14. Children’s Network-Held a Memorial Ceremony to honor the children who have died by violence in Solano County held on 04/26/2019.
 15. Miss Allyson’ Preschool-Mom and Dad’s Day at Preschool gave the opportunity for parents and children to make memorable projects and build relationships with other parents held on 04/11-12/2019 and 04/25-26/2019.
 16. Solano County Resource Family Association-A Resource Family/Caregiver appreciation event supported and appreciated the work of caregivers and connected them to community resources to provide support held on 05/16/2019.
 17. Benicia Moms Group- The Big Truck Round-up event to encourage a hands-on learning experience held on 06/01/2019.



CO-SPONSORSHIP OF TRAINING AND CONFERENCES

The purpose of the Co-Sponsorship of Training and Conferences Fund is to improve the capacity of individuals and organizations in Solano County to serve expectant parents, children birth to five years old and their families. Grants totaling \$9,650 were disbursed to local agencies for four conferences/trainings. Details of each event are as follows:

1. Solano County Breastfeeding Coalition was awarded \$1,700 to provide training on "Trauma, Culture and Breastfeeding," focusing on maternal mood disorders and the effects to complex and intergenerational trauma on attachment and bonding to coalition and community members working with women, infants and children.
2. A More Excellent Way Health Improvement Organization was awarded \$3,000 to train peer providers to provide breastfeeding education and support in Solano County and address health disparities in breastfeeding and infant health.
3. Fairfield-Suisun Adult School was awarded \$1,950 to attend a webinar training aimed at working with Hispanic *English as a Second Language* parents to assist in getting them involved in the school community, grade level specific program training and English Language Development tools and curriculum.
4. Solano County Resource Family Association was awarded \$3,000 to provide a conference to increase caregiver understanding of trauma and abuse as well as skill development in caring for children 0-5.





Summary and Conclusion

First 5 Solano's FY2018/19 funded Priority Areas, programs and services were overall highly successful and effective. First 5 Solano's grantees, Commissioners, staff and community are to be commended for their continued diligent and committed work for Solano's youngest and most vulnerable children and their families.

Staff continue to work closely with grantees and other partners to support execution of the 2016 Solano Strategic Plan Update through the implementation of programs and services. The FY2018/19 program year was very exciting as we embarked on the first year of implementation of the Program Investment Plan for the 2018-2023 Funding Cycle. These efforts included:

- ✓ Transitioning to evidence-based Triple P Positive Parent Education program in the areas of mental health and family support.

- ✓ Launching the Annual Grants program to fill community gaps, provide flexibility in responding to community needs, and piloting new ideas.
- ✓ Targeting family strengthening programs to high-risk communities of Vallejo and Rio Vista.

In addition, First 5 Solano will continue working closely with its partners through its systems change action plan to identify ways to strengthen the early childhood system.

Altogether, these components serve to position First 5 Solano and its grantees as community leaders in continuing to build, strengthen, sustain and expand an effective and accountable early childhood system for Solano County.



Attachment A: Summary of FY2018/19 Performance Measures

July 1, 2018 – June 30, 2019

Grantee	Performance Measures		
	Total Number	Number Met/ Exceeded	Number Unmet
Early Childhood Mental Health			
Solano County H&SS – EPSDT Mental Health Treatment	2	2	0
A Better Way – Early Childhood Mental Health Provider Training	14	1	13
Child Haven – Developmental Screening	2	2	0
Early Learning & Quality Child Care			
Solano County Office of Education – IMPACT Quality Counts	11	11	0
Solano County Office of Education – Raising a Reader	6	6	0
Family Support			
Fighting Back Partnership	8	8	0
Rio Vista CARE	9	9	0
Triple P Parent Education			
Child Haven	7	4	3
Child Start	4	4	0
Fairfield-Suisun Adult School	5	5	0
Fairfield-Suisun Unified School District	4	4	0
Parents By Choice	8	3	5
Rio Vista CARE	4	3	1
Solano County Office of Education	4	3	1
Solano Family and Children’s Services	4	3	1
Systems Change			
Solano County Office of Education – Solano Kids Thrive	6	6	0
Across Priorities			
Solano Family & Children's Services – Help Me Grow	17	16	1
Total	115	90	25



SYSTEMS CHANGE IN SOLANO COUNTY

HOW ARE WE DOING?



FY2018/19 Report

September 2019



Helping People Build Better Communities

TABLE OF CONTENTS

EXECUTIVE SUMMARY III

INTRODUCTION..... 1

RESULT: STRENGTHENED SYSTEMS..... 2

 Increase the service delivery capacity of providers to ensure more equitable access, experiences, and outcomes. 2

 Increase the organizational capacity of local providers serving young children and families. 2

 Increase the knowledge and skills of providers serving young children and families..... 5

RESULT: EXPANDED SYSTEMS..... 7

 Find new funding for services for young children and families. AND 7

 Maximize resources to fund services for children and families. 7

RESULT: INTEGRATED SYSTEMS 9

 Utilize First 5 Solano’s unique position as a multi-sector convener to increase systems integration. . 9

 Enhance cross-systems understanding and procedures. 10

RESULT: SUSTAINED SYSTEMS..... 11

 Increase policymakers’ awareness of issues facing Solano County children and families..... 11

 Pursue policy changes. 12

FUTURE ACTIVITIES 13

ATTACHMENT 1: FIRST 5 SOLANO SYSTEMS CHANGE IMPLEMENTATION PLAN 2019-20 14

EXECUTIVE SUMMARY

In December 2015, the First 5 Solano Commission approved a 2016 Strategic Plan Update, which adopted a new priority area of *Systems Change* to help prioritize and address the changing landscape of increasingly limited resources available across the state. First 5 Solano's Systems Change goal is that *early childhood systems are strengthened, integrated, expanded, and sustained*. The following provides a summary of desired results and outcomes for FY2018/19.

Systems are strengthened with the increased capacity of providers.

- First 5 Solano staff are participating in the 2019 training cohort for the Local and Regional Government Alliance on Race & Equity (GARE). This is the second cohort that Solano County has sent to this year-long training; the first cohort from 2017 is still active and is working with the new team on implementation activities. In addition to presenting trainings, the GARE team is working on drafting a Racial Equity Tool.
- To address the top needs revealed by the Nonprofit Capacity Needs Assessment in FY2017/18, First 5 Solano positioned 9 agencies to participate in a hands-on "Vision and Impact Model" learning cohort to refine their strategic plans and theories of change. The cohort training and coaching sessions will take place from September 2019 to January 2020.
- First 5 Solano tracked the outcomes of grantees who had participated in the FY2017/18 UC Berkeley Extension Fundraising and Volunteer Management Cohort. Graduates reported that the course had been "*refreshing, and gave new energy*" to their agency, and that "*the outcomes of this program have been transformative for our agency, with some deep impacts.*" Many specific changes were noted by graduates, including strengthening of agency boards of directors, and implementing more targeted outreach and successful fund development strategies.
- As part of the Resilient Solano Strategic Plan, Solano Kids Thrive sponsored the Resilient Solano Summit. This event brought 171 attendees together to increase their understanding of Adverse Childhood Experiences (ACEs) and Resilience, and raise awareness of trauma-informed practices. In their evaluation of the Resilient Solano Summit, 87% of attendees indicated that the keynote speaker Liz Huntley was "outstanding," followed by the panel (83%), and the workshops (80%).

Systems are expanded with leveraged or new financial resources.

- As a result of more targeted relationships with funders, First 5 Solano and its partners brought in over \$4 million in new funding in FY2018/19. Funders included the California Victim Compensation Board, Yocha Dehe Wintun Nation, Kaiser Community Benefit, The Office of Child Abuse Prevention, and the Syar Foundation.
- First 5 Solano approved the FY2019/2022 budget of up to \$600,000 per year for operation of the Vallejo First 5 Center, which is located in a high-risk census tract where services are greatly needed. Additionally, through creative and persistent fund development efforts, First 5 Solano has been able to raise \$1,155,000 of the approximate \$1.7 million in funding needed for the First 5 Center tenant improvements.

Systems are integrated with increased cross-systems understanding, resource sharing, referral, and collaboration.

- Solano Kids Thrive (SKT) developed and implemented the Resilient Solano Strategic Plan, a catalyst to increase community awareness, concern and action around the adverse effects of childhood trauma. In addition to hosting the Resilience Summit (described above), SKT and other community partners hosted seven screenings of the film Resilience: The Biology of Stress & the Science of Hope, reaching a total of 293 attendees. SKT also implemented a Kaiser-funded media campaign to increase awareness about the adverse effects of childhood trauma, resulting in over 375,000 radio impressions, delivered to an estimated 15,000 individuals, and 5,400 clicks to Adverse Childhood Experiences (ACEs) message billboards.
- Help Me Grow Solano's call center continued to ensure families have seamless connections to services by providing 2,592 referrals in FY2018/19, an 89% increase from FY2017/18.

Systems are sustained with legislative and policy changes.

- To increase legislators' awareness of issues facing Solano County children and families, First 5 Solano Commissioners and staff conducted 5 visits with state legislators, and participated in the Annual First 5 Advocacy Day at the Capitol.
- First 5 Solano continued to advance the Commission's Legislative Platform by providing six letters of support for state bills and state budget requests in FY2018/19.

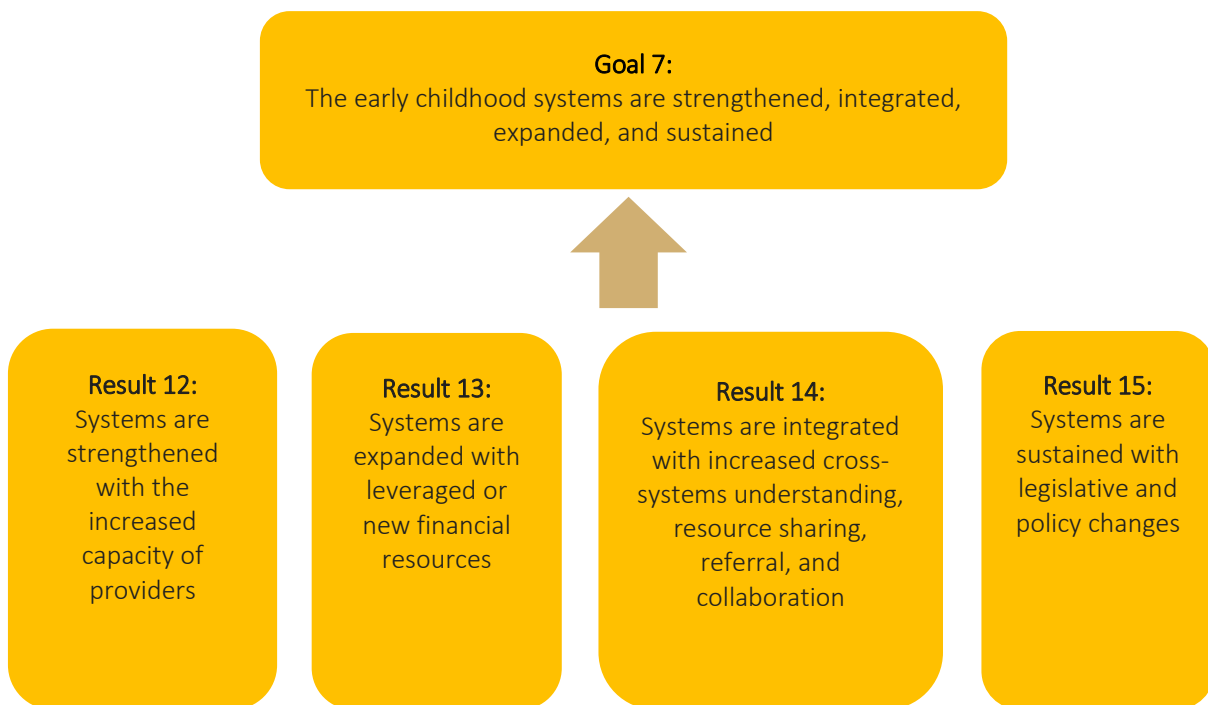
In 2016, First 5 Solano adopted an ambitious action plan to address four aspects of systems change in Solano County, and has continued to make progress in each of these result areas. Along the way, staff rearticulated and refined the original action plan to reflect the changes that were most feasible and meaningful. These changes and refinements are reflected in the attached Systems Change Implementation Plan for FY2019/20 (Attachment 1).

INTRODUCTION

In December 2015, the First 5 Solano Commission approved a 2016 Strategic Plan Update, which outlined the Commission's Priorities and Goals. During this update, the Commission updated its strategic framework. Along with continuing the priority areas of *Health and Well-Being*, *Early Childhood Learning and Development*, and *Family Support and Parent Education*, the Commission adopted a new priority area of *Systems Change*.

As Proposition 10 tobacco tax funding has been declining, systems-based approaches to outcomes have become essential strategies for First 5's across the state. First 5 Solano is no exception. The Commission realized it must find new, more efficient ways to provide the same level of high quality services with fewer resources, such as sharing program services with other public systems of care (health, social services, and education), identifying other avenues for cost sharing and leveraging, raising new money, implementing policy changes, and creating more efficient services.

First 5 Solano's Systems Change goal is that *early childhood systems are strengthened, integrated, expanded, and sustained*. An Action Plan was adopted in spring 2016 that articulated this goal into four distinct result areas (below), and identified strategies per result area.



This report summarizes the progress made toward the Commission's Systems Change results and describes what's next for FY2019/20.

RESULT: STRENGTHENED SYSTEMS

Result 12: Systems are strengthened with the increased capacity of providers.

Strategy 1: Increase the service delivery capacity of providers to ensure more equitable access, experiences, and outcomes regardless of class, race, sexual orientation, disability, age, or prior life experiences.

The needs assessment conducted for First 5 Solano's 2016 Strategic Plan Update found that families face linguistic and cultural barriers in accessing basic services. Key informants noted a dearth of mental health practitioners and social workers who speak Spanish. To address this, First 5 Solano identified a need to increase the number of *new* bilingual/bicultural staff in the county, as well as increasing the competency of *existing* staff through strategies such as cultural competency training. Activities to address equitable access to services are described below.

Achievements in FY2018/19:

Key Activity: Explore strategies to increase cultural competency of service providers.

- First 5 Solano staff are participating in the 2019 training cohort for the Local and Regional Government Alliance on Race & Equity (GARE). GARE is a national government network working to achieve racial equity. This is the second cohort that Solano County has sent to this year-long training; the first cohort from 2017 is still active and is working with the new team on implementation activities. In the fall of 2019, the Solano GARE team will present eight training sessions for Solano County staff and community partners on "Advancing Racial Equity in Government."
- First 5 Solano explored ways to coordinate with cultural competency efforts funded by the Mental Health Services Act (MHSA). With support from MHSA, the UC Davis Center for Reducing Health Disparities aims to improve access of underrepresented populations (Filipino, Latino, LGBTQ) to mental health services. MHSA is setting up multiple Youth Wellness Centers at Solano Schools and First 5 Solano has offered to assist in coordinating Triple P classes to be held at the school-based Youth Wellness Centers.

Strategy 2: Increase the organizational capacity of local providers serving young children and families.

Solano County has fewer nonprofits per capita than other Bay Area counties and has seen the closure of several nonprofits since 2016. Activities in this System Result area include assessing nonprofits' greatest gaps in capacity and addressing these gaps wherever possible to strengthen the County's support network for families. As such, First 5 Solano seeks to invest in developing the organizational capacity of the nonprofits in the county who serve young children and their families.

Prior Achievements:

- First 5 Solano and Solano County Health and Social Services (H&SS) partnered to commission a Nonprofit Capacity Needs Assessment. The top-ranking areas identified for capacity-building included 1) Vision and Impact Model (organizational clarity); 2) Board Governance and Leadership; and 3) Internal Evaluation and Learning.
- In fall 2017, 26 individuals participated in the UC Berkeley Extension Professional Program in Fundraising and Volunteer Management.

Achievements in FY2018/19:

Key Activity: Implement priorities identified in the Nonprofit Capacity Needs Assessment.

To address the priority areas that emerged from the Nonprofit Capacity Needs Assessment, an implementation plan was developed in FY2018/19. Several important developments occurred in FY2018/19 to address the top priority capacity needs.

- *Vision and Impact Model:* First 5 Solano and H&SS selected 9 agencies to participate in a “Vision and Impact Model” learning cohort from September 2019 thru January 2020. Desired outcomes for participating organizations include 1) increased knowledge of 7 Dimensions of Nonprofit Capacity, visioning and strategic planning; 2) strengthened program models and research-grounded theories of change (TOC); 3) improved organizational direction and mission; and 4) stronger culture of learning. The Solano Vision & Impact Learning Cohort will use a combination of individualized coaching and peer-to-peer learning. Each agency will send up to two staff and one board member to participate in the intensive six-month program.
- *Internal Evaluation and Learning:* To address this priority need, Applied Survey Research trained county staff and local nonprofit staff on Results Based Accountability (RBA). There were 34 staff in attendance. The training was well-received, in that at least 75% of the 20 respondents completing the post-training survey saying they “agreed” or “strongly agreed” that they understood the key concepts of RBA and were better able to tell the story of the difference their efforts make in their communities.

First 5 Solano positioned 9 agencies to participate in a hands-on “Vision and Impact Model” learning cohort to refine their respective strategic plans and theories of change.

Key Activity: Track outcomes of graduates from the UC Berkeley Fundraising and Volunteer Management Cohort.

In FY2018/19, First 5 Solano tracked the outcomes of grantees who had participated in the UC Berkeley Extension Fundraising and Volunteer Management Cohort in FY2017/18. Data collected from onsite interviews and a cohort survey revealed the following outcomes:

- Adriana Bejarano, Rio Vista CARE Executive Director, and Board President Margaret Anderson, participated in the UC Berkeley Fundraising and Volunteer Management program cohort. Rio Vista CARE reported that “the outcomes of this program have been transformative for Rio Vista CARE (RV CARE), with some deep impacts.” As a result, RV CARE has begun planning the strategic growth of the agency:

- Identified the need to bring on an Assistant Executive Director and a Fund Developer.
 - Increased board membership; 3 new members joined the Board of Directors in 2019.
 - Increased the work around soliciting funds from major donors in the local area, including a letter campaign to local businesses for donation opportunities.
 - Secured funding for Family Support programs from First 5 Solano for FY2019/20.
 - Increased the amount of Solano Children’s Mental Health contracts for FY2019/20.
 - Was awarded a Kaiser Community Benefits Grant to provide Rural Mental Health to children, youth, families, and adults.
- Debbie Peralez, Executive Director of Child Start, reported that “funds are shrinking and First 5 Solano invested to help the nonprofits best take advantage of what funds are available.” Child Start had two goals of participating in the program: 1) exploring the potential of hiring a development staff member, and 2) growing community engagement, including gaining board members. Overall, Ms. Peralez credited the UC Berkeley program with helping build new relationships. Ms. Peralez reported several specific accomplishments as a result of participating in the program, which included:
- Applied for state funds for the first time.
 - Built relationships with nonprofits they had never worked with before.
 - Developed a more robust volunteer system.
 - Received grants including Early Head Start Childcare Partner Expansion dollars.
 - Achieved success with a site beautification project with the support of a local business owner and volunteers.
- Kathy Lago, Executive Director of Solano Family and Children’s Services, reported that “the program was very valuable to her, as a resource and referral person,” for the following reasons:
- The course work provided an inspiring vision for the agency’s 40th anniversary celebration, as well as helped her build a new relationship with a “fund creator.”
 - Not wanting her agency to “be a secret in the community,” she leveraged the knowledge gained from the UC Berkeley course to create a media campaign, including cinema ads with information targeted for parents seeking child care.
- Jane Johnson, former Executive Director of Child Haven, shared that the UC Berkeley program was “refreshing, and gave new energy” to their agency, resulting in the following accomplishments:
- Reflected upon their purpose as an agency.
 - Updated their community resource materials.
 - Relationships that were forged in the program have brought them to the table for funding opportunities, and she thanked First 5 Solano for “pulling her agency along.”
- All six cohort participants who were surveyed reported they “probably” or “definitely would recommend” the UC Berkeley program to other agencies interested in improving their financial sustainability. Cohort participants described how they have implemented what they have learned:
- *We now have a board member who is a fund developer and is keeping us on track with continual fundraising. We are publishing our first ever Annual Report – something which has been on my wish list for years!*

- *We purchased donor software to better track donor gifts and trends, and regularly analyzed and harvested data to develop donor relationships.*
- *We strengthened the role of the board by adding board members who match our leadership and fundraising needs.*
- *We now include donation envelopes in every mailing. We recruited an expert in fundraising to be on our board. We are planning our second fundraising event.*
- *A plan was developed by a few of the board members to reach out and request meetings with major donors in the area. To date we have approached two major donors.*

Strategy 3: Increase the knowledge and skills of providers serving young children and families.

Across the various agencies working to meet the needs of young children and their families, there are common competencies that are needed, such as ability to provide trauma-informed care or conduct child assessments. However, the sharing of training resources is not formally organized. Progress in the area of training is described below.

Prior Achievements:


- First 5 Solano coordinated multiple trainings to strengthen the knowledge of providers, including:
 - Three sessions of Advancing Racial Equity training were offered to 65 community providers to strengthen local leaders' knowledge and capacity to eliminate racial disparities, heal racial divisions, and build more equitable communities;
 - In partnership with the Department of Child Support Services and Solano County Public Health, First 5 Solano hosted two poverty simulations, in which 170 policy makers and service providers learned about challenges experienced by families living in poverty;
 - The Bridges Out of Poverty training engaged 85 providers to help them better understand and empathize with families living in poverty;
 - Solano Kids Thrive hosted three screenings of the film *Resilience: The Biology of Stress & the Science of Hope*, reaching 302 attendees; and
 - The QRIS hub offered numerous trainings to improving quality in early care and education.

Achievements in FY2018/19:

Key Activity: Training to expand agency capacity for quality service delivery

Trainings this fiscal year focused on increasing agencies' fluency with Adverse Childhood Experiences (ACEs) and Resilience, and implementation of Quality Rating and Improvement Systems (QRIS).

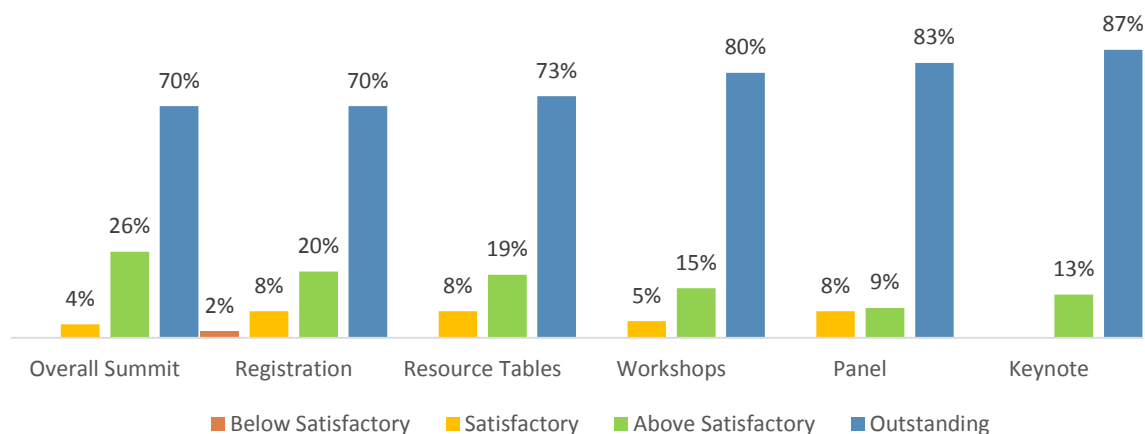
- As part of the Resilient Solano Strategic Plan, Solano Kids Thrive sponsored the Resilient Solano Summit on May 18, 2019 at Fairfield High School. This event brought 171 attendees together to increase their understanding of Adverse Childhood Experiences (ACEs) and Resilience, and to raise awareness of trauma-informed practices. Summit offerings included a keynote speaker, 10 workshop offerings for parents, educators,



and service providers, and 25 resource tables with providers.

In their evaluation of the Resilient Solano Summit, attendees indicated that all aspects of the event were “outstanding,” with the keynote speaker Liz Huntley, panel, and workshops ranking as the top highlights of the event.

Figure 1: Attendee Satisfaction with Resilient Solano Summit, by Element



Source: Solano Kids Thrive Workshop data, 2019; n = 53.

- Solano Kids Thrive and other community partners hosted an additional seven screenings of the film *Resilience: The Biology of Stress & the Science of Hope*, reaching a total of 293 attendees.
- First 5 Solano and the Quality Rating and Improvement Systems (QRIS) regional hub offered a total of 24 trainings to 570 attendees (duplicated) on improving quality in early care and education; 12 of these trainings were about Early Childhood issues and 12 were focused on services related to Special Needs issues. Pre-post survey data indicated that these trainings increased the knowledge of providers: overall, 93% of attendees of the Early Childhood trainings reported increased knowledge, while 92% of attendees of the Special Needs trainings reported increased knowledge.

Key Activity: Trainings to expand cross-systems capacity

Several trainings were held in FY2018/19 to expand cross-systems capacity, ranging from topics on social media, Health & Social Services contract management, and Results Based Accountability.

- Through Health & Social Services, First 5 Solano’s Deputy Director developed and facilitated a total of 9 trainings related to Contract Management. These trainings engaged 107 staff (duplicated). In FY2019/20, First 5 Solano’s Deputy Director plans to develop and facilitate additional trainings, including: Scopes of Work and Performance, Connecting Budget to Services, and Best Practices in Contract Management.
- To increase county and nonprofit staff’s abilities to identify and track performance measures, Applied Survey Research provided a training on Results Based Accountability (RBA). (Please see the section above on *Internal Evaluation and Learning* for more details.)

RESULT: EXPANDED SYSTEMS

Result 13: Systems are expanded with leveraged or new financial resources.

Strategy 1: Find new funding for services for young children and families. AND

Strategy 2: Maximize resources to fund services for children and families.

The 2016 study *Foundation Giving in the Bay Area: Who Wins and Who's Left Behind?* found that while overall foundation funding had increased in the Bay Area, foundation funding to local nonprofits in Solano County had not increased since 2006. Moreover, the rate of giving per capita in Solano was the lowest among all Bay Area counties. The 2018 update to the Foundation Study revealed the same pattern. To address these issues, First 5 Solano's Systems Change Action Plan seeks to increase the amount of new money coming into the county by raising the profile of Solano County with Bay Area funders and increasing grant-seeking activity. Progress since 2016 is described below.

Prior Achievements:

- In the summer of 2016, First 5 Solano and its partners developed a Funders Packet. Next, 28 funders were contacted through email, phone, or "meet and greets." As a result, Solano County was able to attract several large grants into the county, including the Zellerbach Family Foundation (\$40,000), Kaiser Permanente (\$90,000), Tipping Point Emergency Relief Fund (\$500,000), and Yocha Dehe Wintun Nation (\$1 million).
- First 5 Solano reviewed all of the Solano School District's Local Control Accountability Plans (LCAP). Staff continued to be a resource to districts regarding ways to expand early learning programming.

Achievements in FY2018/19:

Key Activity: Raise Solano County's profile with funders

- As part of First 5 Solano's continued efforts to raise the profile of Solano County with Bay Area funders, First 5 Solano regularly hosts meetings with local and regional funders such as Kaiser Permanente (Community Benefit), Wells Fargo Community Giving & Philanthropy, Callison Foundation, and Travis Credit Union.

Key Activity: Apply for competitive funding opportunities from local, state, federal, and private funders

- In FY2018/19, First 5 Solano submitted or supported the submission of 15 grants, for a total of \$7,067,999. Of these, 9 grants totaling \$4,122,644 were awarded, and \$750,000 was pending as of June 31, 2019. Selected grants include:
 - Kaiser Community Benefit awarded First 5 Solano with multiple grants, including: 1) \$25,000 toward the Vallejo Center Tenant Improvements to build a kitchen that will support First 5's nutrition education and obesity prevention program; 2) \$65,000 to

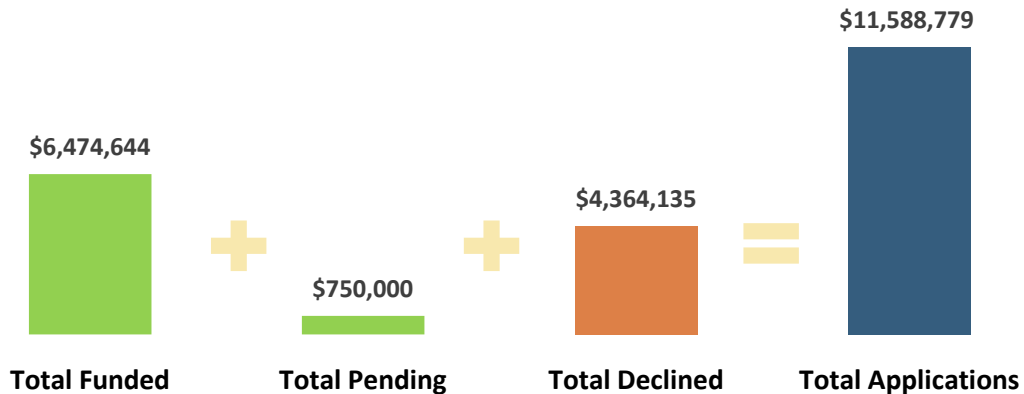
support the above program in the new fiscal year; and 3) \$90,000 toward the ACEs Media Campaign for FY2019/20.

- Yocha Dehe Wintun Nation awarded \$1 million dollars to Solano County, which was distributed to the First 5 Solano Basic Needs/Safety Net Support Fund (\$200,000), the Vallejo First 5 Center Tenant Improvement funds (\$300,000), Health & Social Services (\$383,500), High School Diplomas (\$16,500) and Transportation for Seniors (\$100,000).
- The Syar Foundation awarded \$100,000 to First 5 Solano for the Vallejo First 5 Center’s Tenant Improvements in FY2019/20.
- The California Victim Compensation Board awarded \$938,000 to the Solano Trauma Recovery Center for the California Victims Assistance Program.
- The Office of Child Abuse Prevention awarded \$1,799,644 to Fighting Back Partnership for a three-year intensive home visiting program targeted at pregnant or parenting women struggling with addiction.

As a result of more targeted relationships with funders, First 5 Solano and its partners brought in over \$4 million in new funding in FY2018/19.

The chart below summarizes the outcome of fundraising efforts over the last three years by First 5 Solano and its partners. Since July 2016, almost \$6.5 million has been brought into the county through these efforts.

Figure 2: Outcome of Grants Submitted or Supported by First 5 Solano, FY2016/17-FY2018/19



Key Activity: Implement blended funding models and/or co-located staff to support children and families

- On June 4, 2019, the First 5 Solano Commission approved the FY2019/2022 budget of up to \$600,000 per year for operation of the Vallejo First 5 Center. First 5 Solano has raised \$1,155,000 of the approximate \$1.7 million in funding needed for the First 5 Center tenant improvements. First 5 Solano selected a non-governmental entity as the operator of the Vallejo First 5 Center in order to have increased opportunities for grant-seeking and blending funding.

RESULT: INTEGRATED SYSTEMS

Result 1.4: Systems are integrated with increased cross-systems understanding, resource sharing, referral, and collaboration.

Strategy 1: Utilize First 5 Solano's unique position as a multi-sector convener to increase systems integration.

In a county with significant need and shortage of financial and organizational resources, the integration of service delivery is essential to avoid duplication of efforts and make the best use of scarce resources. First 5 Solano's Solano Kids Thrive (SKT) is a collective impact initiative that includes a cross-section of county service leaders and shared goals, strategies, and strategic points of collaboration. Similarly, Help Me Grow Solano's call center connects families to needed services across sectors. First 5 Solano's progress in cultivating cross-systems integration is described below.

Prior Achievements:

- In FY2017/18, the SKT leadership team decided to focus on the issue of trauma and resiliency, as this issue influences almost all of the community indicators upon which SKT is focused. First 5 Solano and SKT began developing a county-wide Resilient Solano Strategic Plan, and a Resilient Solano website was launched.

Achievements in FY2018/19:

Key Activity: Leverage Solano Kids Thrive Collective Impact Initiative as a vehicle to develop and implement the countywide Resiliency Plan

- The Resilient Solano Strategic Plan was presented at the February 2019 Policy and Oversight Committee meeting. The plan included three strategies to help Solano become a resilient community: 1) Promote Understanding and Education; 2) Activate and Take Action, and 3) Keep the Momentum.
- Solano Kids Thrive sponsored the Resilient Solano Summit on May 18, 2019 at Fairfield High School, bringing together 171 attendees to learn about Adverse Childhood Experiences (ACEs) and resilience as well as trauma-informed practices. (For more details, please see the section above titled "*Training to expand agency capacity for quality service delivery.*")
- County-wide efforts are underway to promote cross-systems understanding of trauma and resilience. Solano County purchased the rights to view the film "*Resilience: The Biology of Stress & the Science of Hope*," so it can be used for all new employee on-boarding at the county. Jayleen Richards, Public Health Administrator, is overseeing the rollout of this strategy.
- Solano Kids Thrive successfully implemented a 12-month Kaiser funded media campaign to increase awareness about the adverse effects of childhood trauma. This campaign included over

Solano Kids Thrive has been a catalyst for developing and implementing the Resilient Solano Strategic Plan to increase community awareness about the adverse effects of childhood trauma.

375,000 radio impressions, delivered to an estimated 15,000 individuals, and 5,400 clicks to Adverse Childhood Experiences (ACEs) message billboards.

Key Activity: Develop, fund, and launch the First 5 Center in Vallejo

- After a competitive application process, Bay Area Community Resources (BACR) was selected as the operator for the Vallejo First 5 Center. The lease for the Center is fully executed, construction is underway, and operations are slated to begin in December 2019.
- Kaiser has provided \$65,000 for program funding (Nutrition & Obesity Prevention Program).

Strategy 2: Enhance cross-systems understanding and procedures.

It is essential that child-serving agencies such as county departments, hospitals, schools and nonprofit organizations are coordinated in their programming and policy efforts. For example, the early education and K-12 systems should communicate about the transition of individual children between their systems. Progress related to cross-systems coordination described below.

Prior Achievements:

- In partnership with Solano County H&SS and Child Support Services, First 5 Solano created the Children and Youth Leadership Council (CYLC), a team of department leaders who identify and address systemic barriers to services for children and youth.

Achievements in FY2018/19:

Key Activity: Convene cross-sector meetings to address system fragmentation, and develop the necessary tools and procedures to mitigate fragmentation

- The CYLC developed the multi-agency Universal Release of Information form to allow agencies to share information about children and families they serve in common. The form was intended to be launched in June 2019 with two agencies: Health and Social Services (H&SS) and Child Support Services (CSS). The new target pilot date is December 2019. The target audience for the form is children under 18 with serious complex medical/social needs.
- In FY2018/19, First 5 Solano staff participated as a Committee Co-Chair on the cross-sector Solano Oral Health Advisory Committee (SOHAC) to ensure the oral health needs of young children are addressed.
- The Help Me Grow Solano Steering Committee continued to meet regularly to ensure families have more seamless connections to essential child development and family support services. Help Me Grow Solano's call center provided 2,592 referrals in FY2018/19, an 89% increase from FY2017/18, with approximately 87% of families receiving at least one service referral in FY2018/19, up from 85% in FY2017/18, and 72% in FY2016/17.

The Universal Release of Information will allow agencies to share information about families they serve in common, reducing duplication of services and enabling more holistic, coordinated services for families.

RESULT: SUSTAINED SYSTEMS

Result 15: Systems are sustained with legislative and policy changes.

Strategy 1: Increase policymakers' awareness of issues facing Solano County children and families.

First 5 Solano and its partners have an intimate understanding of the needs of children and families, and therefore can be a resource for policymakers regarding ways to improve child and family outcomes. Progress related to engagement of policymakers is described below.

Prior Achievements:

- Between 2016 and 2018, First 5 Solano developed and implemented a Legislative Platform, researched local lawmakers and their areas of interest, developed an outreach plan, and held legislative visits with several legislators.

Achievements in FY2018/19:

Key Activity: Monitor, outreach and respond to emerging policy issues for Solano County children and families

- First 5 Solano staff participated in the development of the 2019 Solano County State and Federal Legislative Platform.
- On February 5, 2019, First 5 Solano staff and Commissioners Erin Hannigan and Aaron Crutison held a legislative visit with Assemblymember Jim Frazier to discuss investments in Tenant Improvements for the Vallejo First 5 Center.
- Through contacts made with Commissioner Erin Hannigan, First 5 Solano was invited to submit a \$2 million "ask" to the State to support Tenant Improvements for the Vallejo First 5 Center. (This request was unfortunately not granted.)
- On April 30, 2019, First 5 Solano staff and Commissioner Mina Diaz attended the First 5 Advocacy Day at the State Capitol. Meetings were held with Assemblymembers Tim Grayson, Jim Frazier, Cecelia Aguiar-Curry, and Senator Bill Dodd and staff. Items for discussion included support for the Vallejo First 5 Center, early childhood investments in the Governor's budget, comprehensive health and development, and family resiliency.
- In partnership with the County Administrator's Office, a cross-sector Planning Team, and Applied Survey Research, First 5 Solano implemented the Solano County Human Services Needs Assessment (HSNA). This project reviewed and ranked human service needs, and created an Outcomes Framework and funding strategy (Community Investment Fund) to guide more prudent, impactful use of the Board of Supervisors' discretionary funds. In FY2019/20, First 5 Solano will be creating requests for proposals for this \$2 million fund and managing the process of selecting, contracting, and monitoring grantees of the Community Investment Fund.

First 5 Solano Commissioners and staff conducted 5 legislative visits to increase their awareness of issues facing Solano County children and families.

Strategy 2: Pursue policy changes.

First 5 Solano sought to create a policy agenda to frame and its response to legislation and policy opportunities, and to support the policy agendas of like-minded bodies such as First 5 California and the First 5 Association. Progress related to First 5's policy agenda is described below.

Prior Achievements:

- In 2017, First 5 Solano adopted its Legislative Platform to guide its response to letters of support/opposition.

Achievements in FY2018/19:

Key Activity: Continue implementing First 5 Legislative Platform

- First 5 Solano continued to advance the Commission's Legislative Platform by providing six letters of support for state bills and state budget requests in FY2018/19:
 - AB11 (McCarty): *September 8, 2018* – Early and Periodic Screening, Diagnosis and Treatment Program (EPSDT) screening services, which would require providers to adhere to the Bright Futures screening for ages 0-3. The bill was vetoed by the Governor.
 - AB 125 (McCarty) and SB 174 (Leyva): *March 19, 2019* – These bills would establish a single regionalized state reimbursement rate system for childcare, preschool, and early learning services. As of June 30, 2019 this bill was an active bill in the committee process.
 - AB 324 (Aguiar-Curry): *March 20, 2019* – This bill would create streamlined standards for professional support stipends provided under the AB 212 program. As of June 30, 2019 this was an active bill in the committee process.
 - SB 135 (Jackson): *March 25, 2019* – This bill would expand state family leave job protections and create more equitable access to California's family leave programs. As of June 30, 2019 this was an active bill in the committee process.
 - SupplyBank.org: *March 19, 2019 budget item* – First 5 Solano is listed as a supporter on a budget request for SupplyBank.org's Basic Needs and Disaster Relief Budget, which would provide a one-time state budget appropriation to develop a distribution center for basic needs supplies to low income families and disaster victims. This budget proposal did not become part of the state budget; however, the Diaper Kit program was expanded to seven new California counties with the support of First 5 California.
 - Governor Newsom's Budget: *May 22, 2019 budget item* – First 5 Solano, the Solano County Board of Supervisors, and the Solano County Office of Education sent a joint letter of support to Governor Newsom in support of the Early Childhood Investments named in the FY2019/20 State Budget.



FUTURE ACTIVITIES

In 2016, First 5 Solano adopted an ambitious action plan to address four aspects of systems change in Solano County, and over the last few years has continued to make progress in each of these results. Along the way, staff rearticulated and refined the original action plan to reflect the changes that were most feasible and meaningful. These changes and refinements are reflected in the following Systems Change Implementation Plan for FY2019/20.



ATTACHMENT 1: FIRST 5 SOLANO SYSTEMS CHANGE IMPLEMENTATION PLAN 2019-20

Results, Strategies, and Activities

Systems are strengthened with the increased capacity of providers

1. **Equity:** Increase the service delivery capacity of providers to ensure more equitable access, experiences and outcomes regardless of class, race, sexual orientation, disability, age, or prior life experiences
 - ▶ Coordinate with MHSA cultural competency strategies
 - ▶ Lead a trauma informed systems approach
2. **Organizational Capacity:** Increase the organizational capacity of providers serving young children and families
 - ▶ Implement activities in 3 areas identified by the 2017-18 non-profit capacity assessment:
 - *Vision and Impact Model*
 - *Internal Evaluation and Learning*
 - *Board Governance and Leadership*
3. **Training:** Increase the knowledge and skills of providers serving young children and families
 - ▶ Training to expand agency capacity for quality service delivery (e.g., ACEs, Parent Café, Triple P, Trauma 101, QRIS, fundraising and poverty trainings)
 - ▶ Training to expand cross-systems capacity (e.g., Social Media, HSS contract management training)

Systems are expanded with leveraged or new financial resources

1. Find new funding for services for young children and families
 - ▶ Raise Solano's profile with funders (e.g., share foundation giving report, pursue relationships with individual funders)
 - ▶ Apply for competitive funding opportunities from local, state, federal and private funders
 - ▶ Track and report on success of grant-seeking activities for which First 5 has a direct role
2. Maximize resources to fund services for children and families (alternative funding, leveraged funding, greater efficiency)
 - ▶ Continue to find alternative sources to fund services (e.g., MHSA, County)
 - ▶ Identify ways to increase early childhood education funding, including investments in workforce and facilities
 - ▶ Implement blended funding models and / or co-located staff to support children and families (e.g., First 5 Center in Vallejo)
 - ▶ Census outreach for 0-5 Hard to Count to increase federal dollars coming to Solano

Systems are integrated with cross systems understanding, resource sharing, referral and collaboration

1. Utilize First 5 Solano’s unique position as a multi-sector convener to increase systems integration (e.g., First 5 Center in Vallejo, Collective Impact)
2. Enhance cross-systems understanding and procedures
 - ▶ Convene cross-sector meetings to address system fragmentation (e.g., HMG, CYLC)
 - ▶ Create tools and protocols to address fragmentation (e.g., Common Intake Form)

Systems are sustained with policy and legislative changes

1. Increase policymakers’ awareness of issues facing Solano County children and families
 - ▶ Monitor and respond to emerging policy issues for Solano County children and families
 - ▶ Conduct outreach and briefings to policymakers
2. Pursue policy changes
 - ▶ Continue updating and implementing First 5 Legislative Platform

Annual Report AR-1
Solano Revenue and Expenditure Summary
July 1, 2018 - June 30, 2019

Revenue Detail

Category	Amount
Tobacco Tax Funds	\$3,280,424
First 5 Impact Funds	\$345,432
Small Population County Augmentation Funds	\$0
DLL Pilot Funds	\$0
Other First 5 California Funds	\$0
Other First 5 California Funds Description	
Other Public Funds	\$654,418
Other Public Funds Description \$381,381 MHSA match; \$44,385 revenue for contract management; \$28,652 services provided to H&SS; \$200,000 County General Fund for capital improvements	
Donations	\$6,990
Revenue From Interest Earned	\$174,281
Grants	\$415,000
Grants Description \$90,000 Grant from Kaiser for Adverse Childhood Experience Media campaign; \$25,000 from Kaiser for tenant improvement; \$300,000 from Yocha Dehe Wintun Nation for tenant improvements	
Other Funds	\$0
Other Funds	
Total Revenue	\$4,876,545

Improved Family Functioning

Service	Grantee	Program(s)	Children	Caregivers	Providers	Amount
General Family Support	County Office of Education/School District	• Triple P 2-3	35	220	0	\$21,100
General Family Support	Child Care Centers	• Triple P 2-3	0	433	0	\$19,950
General Family Support	Resource and Referral Agency (COE or Non-Profit)	• Triple P 2-3	0	99	0	\$8,200
General Family Support	CBO/Non-Profit	• FRCs Core Support	314	710	1	\$261,473
Total						\$588,846

Service	Grantee	Program(s)	Children	Caregivers	Providers	Amount
General Family Support	First 5 County Commission	• Triple P 2-3	0	0	38	\$35,294
Intensive Family Support	County Office of Education/School District	• Triple P 4-5	0	30	0	\$12,000
Intensive Family Support	CBO/Non-Profit	• Triple P 4-5	1	340	0	\$82,976
Intensive Family Support	Research/Consulting Firm	• Triple P 4-5	0	0	38	\$147,853
Total						\$588,846

Improved Child Development

Service	Grantee	Program(s)	Children	Caregivers	Providers	Amount
Quality Early Learning Supports	County Office of Education/School District	• Quality Counts California	0	0	76	\$270,629
Quality Early Learning Supports	Higher Education	• Not Applicable	91	10	0	\$19,252
Early Learning Programs	County Office of Education/School District	• Summer Programs	825	331	43	\$227,058
Early Learning Programs	Family Child Care	• Summer Programs	102	102	0	\$9,964
Early Learning Programs	Child Care Centers	• Summer Programs	98	0	0	\$30,000
Early Learning Programs	CBO/Non-Profit	• Summer Programs	16	16	0	\$10,000
Total						\$566,903

Improved Child Health

Service	Grantee	Program(s)	Children	Caregivers	Providers	Amount
Oral Health Education and Treatment	County Health & Human Services	• Not Applicable	594	208	0	\$20,154
Early Intervention	County Health & Human Services	• Not Applicable	321	407	0	\$100,000
Early Intervention	Resource and Referral Agency (COE or Non-Profit)	• Care Coordination	870	1176	29	\$200,000
Early Intervention	CBO/Non-Profit	• Not Applicable	379	379	454	\$217,374
Total						\$537,528

Improved Systems Of Care

Service	Grantee	Program(s)	Amount
Policy and Public Advocacy	County Office of Education/School District	• Not Applicable	\$28,131
Policy and Public Advocacy	First 5 County Commission	• Not Applicable	\$288,874
Programs and Systems Improvement Efforts	First 5 County Commission	• Not Applicable	\$694,246
Programs and Systems Improvement Efforts	Other Private/For Profit	• Not Applicable	\$176,690
Total			\$1,187,941

Expenditure Details

Category	Amount
Program Expenditures	\$2,881,218
Administrative Expenditures	\$487,114
Evaluation Expenditures	\$110,850
Total Expenditures	\$3,479,182
Excess (Deficiency) Of Revenues Over (Under) Expenses	\$1,397,363

Other Financing Details

Category	Amount
Sale(s) of Capital Assets	\$0
Other	\$0
Total Other Financing Sources	\$0

Net Change in Fund Balance

Category	Amount
Fund Balance - Beginning	\$8,353,676
Fund Balance - Ending	\$9,751,039
Net Change In Fund Balance	\$1,397,363

Fiscal Year Fund Balance

Category	Amount
Nonspendable	\$0
Restricted	\$348,310
Committed	\$4,186,951
Assigned	\$656,146
Unassigned	\$4,559,632
Total Fund Balance	\$9,751,039

Expenditure Note

No data entered for this section as of 10/3/2019 12:32:43 PM.

Small Population County Funding Augmentation

Category	Amount	Comment
Administration	\$0	
Evidence Based Programs	\$0	
Evidence Informed Programs	\$0	
Funded Programs	\$0	
Professional Development, Training and Technical Assistance	\$0	
Evaluation	\$0	
Other (Please Explain)	\$0	
Total	\$0	
If unspent funds occurred during the FY, please list amount and provide explanation.	\$0	

Annual Report AR-2
Solano Demographic Worksheet
July 1, 2018 - June 30, 2019

Population Served

Category	Number
Children Less than 3 Years Old	909
Children from 3rd to 6th Birthday	2,237
Children – Ages Unknown (birth to 6th Birthday)	500
Providers	603
Primary Caregivers	4,461
Total Population Served	8,710

Primary Languages Spoken in the Home

Category	Number of Children	Number of Adults
Vietnamese	1	4
Cantonese	0	1
Mandarin	27	49
Spanish	772	1,082
English	2,814	3,288
Unknown	32	37
Totals	3,646	4,461

Race/Ethnicity of Population Served

Category	Number of Children	Number of Adults
Other – Specify with text box	40	70
Alaska Native/American Indian	33	50
Totals	3,646	4,461

Category	Number of Children	Number of Adults
Asian	96	165
Hispanic/Latino	1,344	1,749
Native Hawaiian or Other Pacific Islander	57	75
White	639	853
Two or more races	537	400
Unknown	123	130
Black/African-American	777	969
Totals	3,646	4,461

Duplication Assessment

Category	Data
Degree of Duplication	20%
Confidence in Data	Somewhat confident
Additional Details (Optional)	

Annual Report AR-3

Solano County Evaluation Summary and Highlights

July 1, 2018 - June 30, 2019

County Evaluation Summary

Evaluation Activities Completed, Findings, and Policy Impact

First 5 Solano and its local evaluator, Applied Survey Research (ASR) engaged in variety of evaluation activities in FY2018/19, including: ? FY2017/18 Annual Report to First 5 California: In October 2018, the Commission received and authorized the statutorily-required First 5 Solano submission to First 5 California for its annual report to the Governor/Legislature. ? Presentation on Community Indicators by Result Area: Updated and presented the Solano County community indicators to the Commission for review during the annual review of the First 5 Solano Strategic Plan. ? Systems Change Evaluation: First 5 Solano conducted its third year of implementation of its Systems Change Plan in FY2018/19. ASR conducted an evaluation of the progress of the continued implementation of the Systems Change Action plan and provided a report in the Commission's FY2018/19 Annual Report. ? 2018 Pre-Kindergarten Academy Report: The Commission produced a report on the children that participated in the Pre-Kindergarten Academies during the summer of 2018. 345 children with little or no prior preschool experience attended and were evaluated using the Kindergarten Student Entrance Profile (KSEP) at entrance and exit of a four-week Pre- Kindergarten Academy. ? Program Initiative Assessments: ASR routinely conducts assessments of Solano's local landscape and best practices. In FY2018/19 ASR began an assessment on expanding early learning opportunities in Solano County. Given the need to increase the availability of child care in Solano County, the purpose of this study is to better understand the barriers to expanding the available early childhood education in Solano County; and, identifying strategies, policies, or programs that could be implemented in the county to address these barriers. ? Ongoing Technical Assistance and Management of Evaluation Processes and Systems: First 5 Solano staff in conjunction with ASR provided ongoing technical assistance to all current and newly-funded First 5 Solano grantees and initiative partners, to maintain and manage the evaluation processes in place and measure progress toward target objectives. Evaluation Findings Reported (Description of evaluation findings reported during the fiscal year) ? Pre-Kindergarten Academies: Overall, as in years past, the results of the 2018 Pre- Kindergarten Academies are positive. 345 children attended and 334 completed both a pre and a post KSEP assessment. Aggregated post assessments show gains in all components of the Social/Emotional and Cognitive scales of the KSEP which demonstrates that children benefited from this short, targeted program to help them become ready for school. Post assessments show that 39% of children were "Ready to Go" by the end of Pre-K Academies, up from 10% at the start of the 4-week program. Two new features of the academies in 2018 were the summer Read for Success program which placed over 2,000 books in the hands of children; and, dental screenings for all children who attended the academies. Policy Impact of Evaluation Results (Description of the policy impact of the evaluation results) ? Continued Funding of Pre-Kindergarten Academies: The Commission continues to put a high value on Pre-Kindergarten Academies and continues to fund Pre-K Academies at \$200,000 annually. In addition to providing funding, the Commission continues to place a high emphasis on targeting outreach to children with little or no prior preschool experience.

County Highlight

First 5 Solano continued to implement its high-quality programs in the Priority Areas of Health & Well-Being, Early Childhood Learning & Development, Family Support & Parent Education, and Systems Change. Accomplishments of FY2018/19 included: The launch of an Annual Grants program to provide a regular opportunity for the Commission to fill community gaps, pilot new or innovative ideas, and address time sensitive community needs. Through the first year of funding, seven grantees provided services to close to 700 children and families. Several agencies were able to sustain their project beyond the initial funding, seeding important work in our community. With blended funding from the First 5 Solano and Mental Health Services Act, the evidence-based Triple P Positive Parenting Program was implemented as a parenting education strategy. A total of 38 practitioners, representing eight local agency providers participated in extensive Triple P training across four levels of intervention and received accreditation. Providers began offering parenting education services to parents in Fall 2018 with over 1,000 parents receiving services in just the first year. In early 2018, the Commission made a decision to establish a First 5 Center in the City of Vallejo due to the high-risk factors in that city. During FY2018/19, First 5 Solano identified a location within a census tract with 58% child poverty, and close to neighborhoods with even higher rates of poverty. Construction began with an estimated timeline for an opening of the Center in December 2019. The First 5 Center will be a one-stop location to provide a full range of dual-generation services to support healthy behavior, social and emotional development, and school

readiness of children, as well as provide parents the tools they need to develop positive parent child relationships and be connected to other families. All services will be family-centered and trauma-informed to build resilience and strengthen f

Annual Report FY2018/ 19



Annual Report Components


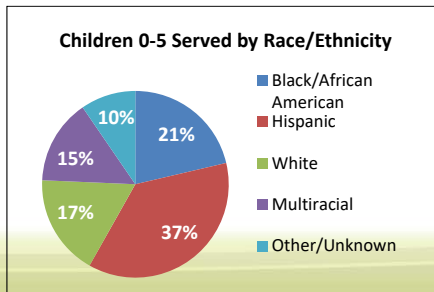
- Performance Measures & Impact by Priority Area
- System Change Update
- Fiscal
- Demographics





Demographics

- 8,710 residents received services
 - 3,646 Children ages 0-5
 - 4,461 Parents/caregivers/family members
 - 603 Providers



3



Priority 1: Health and Well-being

- *Mental Health Treatment*
- *Early Childhood Mental Health Provider Training*
- *Developmental Screenings*
- *Oral Health*



4

Mental Health Treatment Key Performance Measures

- 400 clients received Early, Periodic Screening, Diagnosis, and Treatment (EPSDT) mental health services.
- 80% (151) of 189 ongoing clients evaluated for their 6-month review demonstrated improvement in at least one stated treatment goal.



5

Early Childhood Mental Health Provider Training Key Performance Measures

- 43 total training sessions were completed in FY2018/19.
- 82% of 656 providers in attendance showed increased knowledge upon completion of trainings.



6

Developmental Screenings Key Performance Measures

- 276 high-risk children received developmental screenings.
- 74% of children screened (205) were referred for further assessment.



7


Oral Health Program Key Performance Measures

- 593 children received dental screenings, fluoride varnish, toothbrushes, books and referrals when needed.
- 42 early learning classrooms including all of Solano County Child Start sites, 13 Title 1 elementary schools in Solano County, Solano Community College Early Learning Center and four First 5 Solano Pre-K Academies were provided a dental education presentation.

8

Priority 2: Early Childhood Learning & Development

- *Pre-Kindergarten Academies*
- *Raising a Reader*
- *IMPACT*



Goal 3:
All children learn and develop through high quality care

Goal 4:
All children enter kindergarten ready to learn

R5:
Reliable, affordable child care is consistently available to families

R7:
Parents and primary caregivers are educated on, prepared to, and engage in helping their children enter school ready to learn

R6:
Child care providers know and practice high-quality child care programming

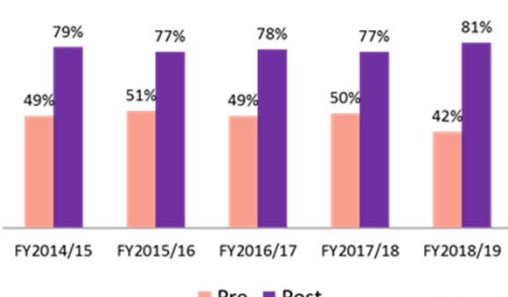
R8:
Children have access to quality, affordable early learning experiences in their community (Birth-5)

9

Pre-Kindergarten Academies Key Performance Measures

- 345 children attended Pre-K Academies in summer 2018
- At the end of the 2018 Pre-Kindergarten Academies, 81% of students were “ready to go” or “nearly ready to go” to kindergarten.

Percentage of Students Rated “Quarterly Monitor” or “Ready to Go”



Fiscal Year	Pre (%)	Post (%)
FY2014/15	49%	79%
FY2015/16	51%	77%
FY2016/17	49%	78%
FY2017/18	50%	77%
FY2018/19	42%	81%

Legend: ■ Pre ■ Post

10

Raising a Reader

Key Performance Measures

- Trained 22 staff to implement Raising a Reader at child care centers, preschool programs, and family childcare sites.
- Trained 3 Solano County Office of Education staff to serve as Raising a Reader Coordinators.
- 19 sites participated in Raising a Reader with 500 children having access to high quality, multicultural, bilingual books.



11

IMPACT

Key Performance Measures

- Recruited and retained 68 early learning sites to participate in Solano Quality Counts Quality Improvement System.
- 56 sites participated in coaching and developed quality improvement plans.
- 94% of sites met at least 1 goal on their quality improvement plan.
- Provided 24 professional development trainings including 12 focused on supporting children with special need.



12


Priority 3: Family Support & Parent Education

- *Family Strengthening and Support*

Goal 5:
All families are safe, stable, and self sufficient

R9:
Families know about and access the necessary community support systems and services to meet their basic needs

R10:
Children are raised in safe homes and healthy communities



13

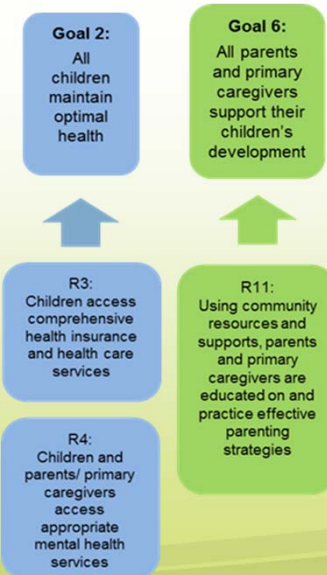
Family Strengthening and Support Key Performance Measures

- 321 families were provided client case management services.
- 92% (258) of the 280 families completing multiple assessments utilizing the Family Development Matrix remained stable or improved.
- 98% (235) of 239 families receiving basic needs and homeless resources remained in stable housing for 90 days.
- 286 families received financial counseling assistance, including developing a budget and promoting asset building through initiation of a savings plan/account.
- 100% of 24 children participating in school readiness activities demonstrated school readiness improvement based on pre/post assessment.

14

Priority 1: Health & Well-being & Priority 3: Family Support & Parent Education

- *Triple P Positive Parenting Program*



15

Triple P Positive Parenting Program Key Performance Measures

- Level 2 Seminars (1.5 hour workshops):
 - 970 parents attended seminars on topics including:
 - “Positive Parenting”
 - “Raising Confident and Competent Children”
 - “Raising Resilient Children”
 - 99.5% (970) of parents attending seminars demonstrated increased knowledge
- Level 3 Primary Care (15 to 30 minute one-on-one sessions):
 - 94% (78) of the 83 parents completing this intervention demonstrated increased knowledge

16

Triple P Positive Parenting Program Key Performance Measures

- Level 4 Group (Five 2-hour group sessions delivered over 8 weeks)
 - 19 groups were offered with a total of 89 parents participating
 - 98% (87) of the 89 parents completing this intervention demonstrated increased knowledge
- Level 4 Standard (Individual parenting support for 10 weekly, 1-hour sessions)
 - 100% of the 7 parents completing this intervention demonstrated increased knowledge

17

Priorities 1, 2 & 3 Overarching Initiative

- *Help Me Grow Solano*
- *Annual Grants*



18



Help Me Grow Solano Key Performance Measures

- Help Me Grow Solano served 2,075 individuals, of which 1,429 were provided with at least one connection to a program or service.
- 699 of these families had complex issues and were paired with a Family Navigator for further assistance.
- Participated in 49 community outreach events or presentations and 33 community or service provider meetings.
- Established partnerships with 17 new child healthcare providers, with these providers actively referring patients to Help Me Grow Solano.



19



Annual Grants Funded Programs

- Child Haven
- Care4Em
- Solano Community College
- Child Start Inc.
- Planned Parenthood
- Seneca Family of Agencies
- City of Suisun



20

Internal Programs

- Community Engagement Activities:
 - Sponsored 17 events
 - Distributed 3,122 Kits for New Parents
- Co-Sponsorship of Training and Conferences
 - Sponsored 4 trainings/Conferences



21

Priority 4: Systems Change



22

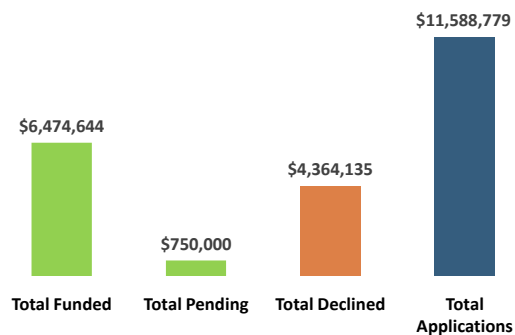
Result 12 – Systems are **strengthened** with the increased capacity of providers

- First 5 Solano staff are participating in the 2019 training cohort for the Local and Regional Government Alliance on Race & Equity (GARE).
 - The GARE team is working on presenting trainings and drafting a Racial Equity Tool.
- First 5 Solano positioned **9 agencies** to participate in a hands-on “Vision and Impact Model” learning cohort to refine their strategic plans and theories of change.
 - The cohort training and coaching sessions will take place from Sep 2019 to Jan 2020.
- First 5 Solano tracked the outcomes of grantees who participated in the FY2017/18 UC Berkeley Extension Fundraising and Volunteer Management Cohort.
 - Graduates noted significant changes: strengthening of agency boards of directors, and implementing more targeted outreach and successful fund development strategies.
- Solano Kids Thrive sponsored the Resilient Solano Summit
 - Brought **171 attendees** together to increase their understanding of Adverse Childhood Experiences (ACEs) and Resilience, and raise awareness of trauma-informed practices.

23

Result 13 - Systems are **expanded** with leveraged or new financial resources

- As a result of more targeted relationships with funders, First 5 Solano and its partners brought in over **\$4 million in new funding** in FY2018/19.
- Through creative and persistent fund development efforts, raised **\$725,000 in outside resources** for the First 5 Center tenant improvements in FY2018/19.



24

Result 14 - Systems are **integrated** with increased cross-systems understanding, resource sharing, referral and collaboration

- Solano Kids Thrive (SKT) developed and implemented the Resilient Solano Strategic Plan, a catalyst to increase community awareness, concern, and action around the adverse effects of childhood trauma.
 - SKT and other community partners hosted **seven screenings** of the film Resilience: The Biology of Stress & the Science of Hope, reaching a total of **293 attendees**.
 - SKT implemented a Kaiser-funded media campaign to increase awareness about the adverse effects of childhood trauma, resulting in over **375,000 radio impressions**, delivered to an estimated **15,000 individuals**, and **5,400 clicks** to Adverse Childhood Experiences (ACEs) message billboards.
- Help Me Grow Solano's call center continued to ensure families have seamless connections to services by providing **2,592 referrals** in FY2018/19, an **89% increase** from FY2017/18.

25

Result 15 - Systems are **sustained** with legislative and policy changes

- To increase legislators' awareness of issues facing Solano County children and families, First 5 Solano Commissioners and staff conducted **5 visits** with state legislators, and participated in the Annual First 5 Advocacy Day at the Capitol.
 - First 5 Solano staff and Commissioners Erin Hannigan and Aaron Crutison held a legislative visit with Assemblymember Jim Frazier to discuss investments in Tenant Improvements for the Vallejo First 5 Center.
 - First 5 Advocacy Day at the State Capitol: Meetings were held with Assemblymembers Tim Grayson, Jim Frazier, Cecelia Aguiar-Curry, and Senator Bill Dodd and staff to discuss: support for the Vallejo First 5 Center, early childhood investments in the Governor's budget, comprehensive health and development, and family resiliency.
- First 5 Solano continued to advance the Commission's Legislative Platform by providing **six letters of support** for state bills and state budget requests in FY2018/19.



26

System Change Summary



- In 2016, First 5 Solano adopted an ambitious action plan to address **four aspects of systems change** in Solano County, and over the last few years has continued to make progress in each of these results.
- Along the way, staff rearticulated and refined the original action plan to reflect the changes that were most feasible and meaningful.
- These changes and refinements are reflected in the resulting Systems Change Implementation Plan for FY2019/20.

27

Conclusion and Questions



28

DATE: October 2, 2019

TO: First 5 Solano Children and Families Commission

FROM: Juanita Morales, Program Manager

CC: Michele Harris, Executive Director
Megan Richards, Deputy Director

SUBJ: Oral Health Unallocated Funds

Motion: Consider approval of allocation of funding for \$40,000 to Solano County Health and Social Services, Public Health Division to continue dental services for children ages 0-5 in Solano County

In FY 2018/19 Solano County Health & Social Services Public Health Division received \$40,000 from First 5 Solano to fund an oral health program which served pre-kindergarten, transitional-kindergarten and kindergarteners in all cities throughout Solano.

Solano County Health & Social Services successfully implemented two core components of this oral health program. The first component was a fluoride varnish program and dental screenings completed by a Register Dental Hygienist (RDH). Secondly, the program included an age appropriate oral health education curriculum which included a toothbrush and a book provided by a Health Education Specialist.

Between April 1, 2019-June 30, 2019, the team provided 593 children age 5 and under, with a free dental service in 42 early learning classrooms, which included all of Solano County Child Start sites, 13 Title 1 elementary schools in Solano County, Solano Community College Early Learning Center and 4 First 5 Solano Pre-K Academies.

Solano County Health & Social Services Public Health Division is requesting an additional \$40,000 to continue this program.

DATE: October 2, 2019
TO: First 5 Solano Children and Families Commission
FROM: Juanita Morales
SUBJ: **FY2019/20 Annual Grant Allocations (2nd cycle)**

Motion: Consider approval of allocations of funding of up to \$56,945 for FY2019/20 Annual Grants in response to Request for Applications #2019-04 as follows:

- a. **Up to \$19,905 to Ready... Set...Survive! to provide free CPR trainings for parents of children ages 0-5**
- b. **Up to \$10,000 to Rio Vista CARE to build awareness in Rio Vista of Adverse Childhood Experiences**
- c. **Up to \$18,540 to CARE 4 EM to provide “Drum and Rhythm” classes for children ages 0-5 and their caregivers.**
- d. **Up to \$8,500 to The ChildPlay Institute to provide a nature-based education program for children ages 3-5**

Background

In December 2017, the Commission adopted its 2018-2023 Program Investment Plan. As part of that Plan, the Commission allocated \$200,000 annually towards annual grants that could potentially fill a gap in the community, pilot a new or innovative idea and/or engage new community partners. During the first year of the Annual Grants program 6 agencies successfully completed their project with most of them sustaining some aspect of their project beyond this initial funding.

In FY2019/20 the Commission continued funding through the Annual Grants program and grants of up to \$20,000 were made available in a Request for Applications #2019-02 to meet a variety of community needs. For this RFA, the Commission allocated \$98,536 to 6 agencies leaving a balance of \$101,464. The Commission approved a recommendation to release a second cycle of funding for FY2019/20 for the remainder of the funding.

FY2019/20 Annual Grant Recommendations

First 5 Solano released Request for Applications (RFA) #2019-04 on August 6, 2019. First 5 Solano received 10 applications and of those applications, 6 met the minimum criteria to be considered for funding.

A review panel consisting of representatives from First 5 Solano and other County Departments, read and assigned preliminary scores to the 6 applications. The review panel subsequently met to finalize their scores and rankings.

This item brings forward recommendations from the review panel for allocations of funding as described below.

**Table 1
Annual Grant Recommended Awards of Funding**

	Agency	Project Details	Request	Recommend	Strategic Plan Priority	Geographic Location
1	Ready...Set...Survive!	To provide free CPR training and first aid kits to parents/families that have children between the ages of 0-5 years	\$19,905	\$19,905	Health/Well-Being	Countywide
2	Rio Vista Care	To build awareness in Rio Vista about Adverse Childhood Experiences (ACEs)	\$20,000	\$10,000	Health/Well Being	Rio Vista
3	CARE 4 EM	To provide "Drum and Rhythm" classes that encourage healthy attachment, stress management and emotional self-regulation for children ages 0-5 and their caregivers	\$18,540	\$18,540	Early Childhood Learning and Development	Fairfield and Vallejo
4	The Childplay Institute	To provide a nature-based education program for children ages 3-5	\$20,000	\$8,500	Early Childhood Learning and Development	Vallejo
Totals:			\$78,445	\$56,945		

Additionally, the review panel developed the following recommendations for the Commission’s consideration:

1. The review panel made recommendations to clarify and modify some of the recommended applications. These will be discussed with individual agencies during contract negotiations.
2. The review panel noted that there were several applications that proposed viable concepts but did not meet criteria to be funded under annual grants. The panel recommended reaching out to those proposers to provide technical assistance and connect them with other possible funding sources and/or encourage them to reapply in the next funding cycle.
3. The review panel noted that approximately \$44,519 remained available after the recommended awards. Without further action by the Commission, these funds will roll back into the Commission’s Long-Term Financial Plan.

Conclusion/Next Steps

As this is the second cycle of funding the contract term for these projects will be from November 1, 2019-June 30, 2020. Staff will be meeting with grantees of both cycles of funding under the annual grants’ programs for evaluation and to present to the Commission at the conclusion of their projects.

Should the Commission approve the recommended awards of funding, the next steps include:

- Negotiate contracts, including final budgets and scopes of works, with grantees
- Submission of all required documentation by grantees, such as proof of insurance
- Approval of contracts by County Counsel
- Approval of contracts by County Administrator (or the delegated authority)
- Services begin November 1, 2019

Note: All awardees will be notified that the award of funds by the Commission does not constitute approval to move forward with services. Contracts for services must be successfully negotiated and executed before work can begin. Furthermore, no funds may be expended prior to the execution of contracts approved by County Counsel and the Executive Director/County Administrator, as appropriate.



IT'S ALL ABOUT THE KIDS

DATE: October 3, 2019
TO: First 5 Solano Children and Families Commission
FROM: Megan Richards, Deputy Director
SUBJ: **Policy Updates**

Motion A: Consider approval of updates to the following policies with changes that are administrative in nature to reflect current procedures:

- A. Annual Grants Policy
- B. Business Challenge Grant Policy
- C. Community Engagement Fund Policy
- D. Compliance in Contracts Policy
- E. Contracting and Procurement Policy
- F. Co-Sponsorship of Conferences and Training Policy

Commission policies are updated either on an as-needed basis, or in an annual review process that takes place in or around each September to ensure they are consistent with changes to local, state, and federal laws/regulations and Commission actions during the prior year. This includes the biennial review of the Commission's Conflict of Interest Code. The complete list of Commission policies can be found in Attachment A.

Staff conducted the annual review of Commission policies and is recommending an update of six policies.

In August 2018, the Commission updated its Committee Structure Policy to combine its two standing Committees into one Policy and Oversight Committee. In 2018, the Commission updated three policies to reflect the new Committee structure. During the 2019 review of policies, additional policies were identified as needing updating to reflect the new Committee structure.

In addition to the revisions regarding Committee structure, it is recommended to add the following language to all policies which have funding associated with them: "Fund levels are allocated by the First 5 Solano Children and Families Commission on an annual basis during the budget approval process. Any unspent balance remaining at the end of a fiscal year will return to the Commission's Long-Term Financial Plan."

Lastly, it is recommended to make some minor changes to the Annual Grant Fund policy to reflect multiple application processes.

The recommended changes to the policies can be found in Attachment B.

Committee Discussion: The Policy and Oversight Committee reviewed the proposed policy changes and recommended bringing the changes to the full Commission for approval.

Attachment A: List of Commission Policies
Attachment B: Policies A-F with Recommended Revisions

First 5 Solano Policy Index

Administrative Costs Policy

Annual Grants Policy

Business Challenge Grant Policy

Commission Meeting Attendance Policy

Community Engagement Fund Policy

Compliance in Contracts Policy

Conflict of Interest Code

Conflict of Interest Policy

Contracting and Procurement Policy

Co-Sponsorship of Conferences and Training Fund Policy

Non-Discrimination Policy

Salary and Benefits of Commission Staff Policy

Service Restrictions by Age Policy

Signature Authority Policy

Tobacco/Nicotine Education, Prevention, and Investment Policy

ANNUAL GRANTS FUND - POLICY

This Policy is to set forth the guidelines and criteria for the First 5 Solano Annual Grants Program, with applications for funds approved by the full Commission in accordance with the guidelines in this Policy. Monies authorized under this fund must further the priorities and goals of First 5 Solano Children and Families Commission as set forth in its Strategic Plan. Annual Grant Fund levels are allocated by the First 5 Solano Children and Families Commission on an annual basis during the budget approval process. Any unspent balance remaining at the end of a fiscal year will return to the Commission's Long-Term Financial Plan.

A. Annual Grants Fund

The purpose of the annual grants fund is to provide a regular opportunity for the First 5 Solano Commission to consider grant requests that:

- Fill community gaps
- Pilot new or innovative ideas locally
- Address community needs between multi-year funding cycles.

Guidelines for allocation of annual grant funds:

1. The limit per annual grant is \$20,000.
2. Activities/programs must benefit children ages 0-5, their parents/caregivers, or provider of services to children ages 0-5 in Solano County.
3. Applications must identify specifically how the proposed grant aligns with the First 5 Solano Strategic Framework by Priority, Goal(s) and Result(s).
4. Requests must be made using the approved application form.
5. No more than one application per agency per year-funding opportunity will be considered. Should an agency submit more than one application, the first application received will be considered and any other applications will be returned to the agency without consideration. An agency may only receive one Annual Grant per Fiscal Year.
6. First 5 grantees that are funded for an activity via other First 5 Solano funds may not use annual grant funds for that same activity.
7. Individuals or agencies approved for annual grant funding will be provided funding in the amount of the approved grant application upon full execution of a legal agreement and documentation needed for processing payment, such as a W-9 and Solano County Vendor Application.
8. Grant funds must be utilized in the fiscal year in which they are issued. Any funds not utilized in the fiscal year in which they were issued must be returned to First 5 Solano.
9. Any activities associated with the annual grant must be designated tobacco-free.
10. The grant recipient must acknowledge the support of the Commission in its advertising.
9. The annual grant may not be used for religious purposes, to benefit an individual, or to promote a candidate for public office.
10. If the grant is approved, Grantee must read and sign the "Agreement for First 5 Solano Annual Grant prior to authorization of funds.
11. The requesting individual or agency must complete and return the "Annual Grant Activity Report" within 45 days of completion of the grant. Any individual or organization that fails to provide this report may be considered ineligible for future funding.

BUSINESS CHALLENGE GRANT FUND POLICY

This Policy sets forth the guidelines and criteria for the Business Challenge Grant Fund (“Fund”). The goal of the Fund is to assist community based organizations in engaging with local businesses to contribute funds toward services benefiting Solano children ages 0-5 years and their families. By incentivizing the business community to contribute cash donations matched by dollars from this Fund, First 5 Solano expands services for young children in the community.

Grants from \$1,000 to \$10,000 each may be awarded from this Fund on a pre-approved basis. Monies authorized under this Fund must further the priorities and goals of First 5 Solano Children and Families Commission as set forth in the Commission’s most current Strategic Plan.

Fund levels are allocated by the First 5 Solano Children and Families Commission on an annual basis during the budget approval process. Any unspent balance remaining at the end of a fiscal year will return to the Commission’s Long-Term Financial Plan.

A. Guidelines for the Business Challenge Grant Fund

The purpose of the Fund is to support the expansion of services benefiting children ages 0-5 and their families by incentivizing the business community to contribute cash donations matched by dollars from this Fund.

Guidelines for requesting funds:

1. Grants range from \$1,000 to \$10,000.
2. Applicants shall complete the Business Challenge Grant Fund Application. Applicants may request the application by calling (707) 784-1332, or applicants may download an application from the First 5 Solano website at www.first5solano.org. Applications may also be picked up at the First 5 Solano office. Applications must be typed or written legibly.
3. Applicant MUST receive *prior* approval before seeking matching funds from a potential local business partner.
4. Business must not have donated to the applicant in the previous 2 full Fiscal Years.
5. In consultation with the Policy and Fund Development Manager, applications shall be reviewed and approved by the Policy and Oversight Committee Chair, or their designee.
6. An applicant may only have one application in process (under review or approved to seek funding) at a time.
7. Match funding from First 5 Solano shall be issued to the applicant organization after the business partner funding has been received by the applicant. If the funding is not obtained from the business, it is the applicant’s responsibility to notify First 5 Solano and close the application.
8. There is a limit of two funded applications and \$10,000 per agency per Fiscal Year.

Additional Guidelines and Criteria:

1. The applicant organization must serve children ages 0-5 and their families and authorized funding must be used for direct services to children ages 0-5 and their families in Solano County. Exceptions to the direct services requirement (e.g. play structures, early literacy materials, advocacy services) may be considered on a case-by-case basis.
2. Both the applicant organization and the business providing the matchable funds must have tobacco/nicotine-free workplaces.
3. The applicant and business partner must acknowledge the support of First 5 Solano Children and Families Commission in advertising of the funded services.
4. If the grant is approved, Grantee must read and sign the “Agreement for First 5 Solano Business Challenge Grant Fund” prior to authorization of funds.
5. As stated in the “Agreement for Business Challenge Grant Fund,” Grantee must complete and return the “Business Challenge Grant Fund Services Report” about the use of the funding within 30 days of the completion of the fiscal year. Any individual or organization that fails to provide this report may be considered ineligible for future funding.
6. Grantee must make every responsible effort to utilize funds in the fiscal year in which they are issued.



IT'S ALL ABOUT THE KIDS

COMMUNITY ENGAGEMENT FUND POLICY

This Policy is to set forth the guidelines and criteria for a Community Engagement Fund (“CE Fund”), ~~allocated annually by First 5 Solano~~, with applications for funds approved by the ~~Systems and Policy~~Policy and Oversight Committee Chair/designee, to assist individuals and/or community partners to conduct activities, hold community events and/or distribute materials directly to parents/primary caregivers of children ages 0-5 years and/or the general public, to inform them and increase their awareness and understanding of early childhood issues.

Monies authorized under this fund must further the priorities and goals of First 5 Solano Children and Families Commission as set forth in its Strategic Plan. Note: the CE Fund Policy differs from the Co-Sponsorship of Training and Conferences (“CSTC”) Fund Policy in that the CE Fund is designed for activities benefitting parents/caregivers of children aged 0-5 and/or to educate and engage the general public, and the CSTC Fund is designed for activities benefitting providers of services to children aged 0-5.

Fund levels are allocated by the First 5 Solano Children and Families Commission on an annual basis during the budget approval process. Any unspent balance remaining at the end of a fiscal year will return to the Commission’s Long-Term Financial Plan.

A. Guidelines for the Community Engagement Fund

The purpose of the Fund is to support community activities and events designed to inform and increase awareness among parents/primary caregivers about issues such as monthly children’s observances, childhood development topics and other relevant issues.

1. The limit per activity/event is \$300.
2. Requests must be made using the approved application form.
3. First 5 grantees that are funded for an activity may not use CE funds for that same activity.
4. Allowable uses for monies granted from this Fund include, but are not limited to space/ facility rental, supplies, registration fees, refreshments, event promotion/outreach. Funds may not be used for travel or costs associated with travel.
5. The activity must be conducted by a community agency or individual providing services directly to pregnant women, children prenatal to five years of age and their families.
6. The activity must be located in Solano County.
7. The activity must be designated tobacco-free.
8. The activity must acknowledge the support of First 5 Solano Children and Families Commission in its advertising.
9. The activity may not be used for religious purposes, to benefit an individual, or to promote a candidate for public office.
10. If the grant is approved, Grantee must read and sign the “Agreement for First 5 Solano

Community Engagement Fund Grant” prior to authorization for funds.

11. The requesting individual or agency must agree to complete and return the “Community Engagement Fund Grant Activity/Event Report” about the event within 30 days of the event. Any individual or organization that fails to provide this report may be considered ineligible for future funding.
12. Grant funds must be utilized in the fiscal year in which they are issued. Any funds not utilized in the fiscal year in which they were issued must be returned to First 5 Solano.

CONTRACTING AND PROCUREMENT POLICY

The First 5 Solano Children and Families Commission, as part of Solano County, hereby affirms the use of the Solano County Purchasing and Contracting Policies. Any updates to the Solano County Purchasing and Contracting Policies document will be strictly adhered to by the First 5 Solano Commission. ~~The Systems and Policy Committee will notify the First 5 Solano Commission of updates at the next regularly scheduled meeting following an update.~~

In addition to the above, all grants and contracts awarded will be consistent with the First 5 Solano Children and Families Commission Strategic Plan.

COMPLIANCE IN CONTRACTS POLICY

- I. The purposes of defining a procedure for detecting and correcting non-compliance in contracts with grantees of the Commission are:
 - A. To most effectively assist grantees to achieve success in their endeavors to improve the lives of young children and their families through the contracted services and activities they carry out with Commission funding;
 - B. To provide an opportunity to resolve issues as they arise during the contract period through a process that leads to the successful completion of the grant in question; and
 - C. To protect the Commission, Solano County, and the grantee from avoidable delays, liabilities, and failure to achieve the agreed-upon outcomes of the grant.

- II. Identification and Documentation:
 - A. First 5 Solano grant contracts will contain a clearly defined scope of work and a timeline that identifies specific performance goals and measures (measurable service outcomes expected to be reached by a specified time) to be submitted, along with regular progress reports.
 - B. Unless otherwise stated in the contract, service targets shall be reported monthly and performance measures reported quarterly in the manner prescribed by the contract.
 - C. Grantees are required to promptly notify the Commission in writing when service targets and/or performance measure goals are not achieved. First 5 Solano contract monitoring and program support staff are also responsible for identifying instances in which service targets and/or performance goals are not achieved. This may be done through review of data, review of progress reports, Evaluator/data collection vendor input and site visits.
 - D. In addition, any information received by Commission staff that suggests that a problem might be occurring that could adversely affect the capacity of the grantee to meet the requirements of the contract will be investigated.

- III. Process for Correcting Non-Compliance:
 - A. When specified expected service targets and/or performance goals are not *achieved*, the following steps will be taken:
 1. First 5 staff will contact the grantee in question and assess whether corrective action is necessary by meeting with the grantee, identifying and discussing the cause of the problem, and determining if a compliance action plan and/or minor contract modification is needed.
 2. If staff determines a compliance action plan is needed, the written compliance action plan will be drafted and signed by the grantee, the Executive Director and [Program Policy and Oversight](#) Committee Chair. A copy of the agreement will be included in the contract folder.
 3. A [monthly](#) report that briefly describes action taken will be submitted to the [Program Policy](#)

and Oversight Committee at their regularly scheduled meetings and forwarded to the full Commission as recommended.

NOTE: A compliance action plan, in and of itself, does not indicate the need for action by the full Commission and does not reflect negatively on the grantee if the problem is resolved through this process.

- B. Any contract in which the process described above does not resolve the issues raised, or in which a clear pattern of non-compliance occurs, or in which a significant contract revision (i.e., new contractors, 15% deviation from budget, etc.) is the proposed solution, or in which a significant liability to the Commission or the County is identified, the following steps will be taken:
1. The Executive Director will promptly notify the Commission Chairperson and, in the case of potential liability, County Counsel. Staff will notify other individuals as directed by the Chairperson. Staff will document the issues, potential liabilities, and possible course of action including alternatives in a report to the Commission Chair, who shall direct distribution to the appropriate Committee(s) and/or the full Commission for further review and action.
 2. Staff will follow Solano County contracting rules and policies and the terms of the contract in question if further action is needed.
 3. Staff will maintain summary records for contract compliance issues, including copies of reports and other pertinent documents.

CO-SPONSORSHIP OF CONFERENCES AND TRAINING FUND POLICY

This Policy is to set forth the guidelines and criteria for the Co-Sponsorship of Training and Conferences Fund (“CSTC Fund”) allocated annually by First 5 Solano, with applications for funds approved by the Policy and Oversight Committee in accordance with the guidelines in this Policy. Monies authorized under this fund must further the priorities and goals of First 5 Solano Children and Families Commission as set forth in its Strategic Plan. Applications must identify specifically how the proposed grant aligns with the First 5 Solano Strategic Framework by Priority, Goal(s) and Result(s).

CSTC Fund levels are allocated by the First 5 Solano Children and Families Commission on an annual basis during the budget approval process. Any unspent balance remaining at the end of a fiscal year will return to the Commission’s Long-Term Financial Plan.

Note: the –CSTC Fund Policy differs from the Community Engagement Fund Policy in that the CSTC Fund is designed for activities benefitting providers of services to children aged 0-5, and the Community Engagement Fund is designed for activities benefitting parents/caregivers of children aged 0-5 and/or to educate and engage the general public.

A. Funds for Co-Sponsorship of Conferences and Training

The purpose of the funding for education and co-sponsorship of conferences and training events is to contribute to improving the capacity of individuals and organizations in Solano County to serve expectant parents, children birth to five years old and their families. Guidelines for allocation of funds for education/conference/training:

1. The limit per event is \$3,000.
2. Requests must be made using the approved application form.
3. First 5 grantees that are funded for an activity may not use CSTC funds for that same activity.
4. Allowable uses for monies granted from this Fund include, but are not limited to space/facility rental, supplies, registration fees, refreshments, event promotion/outreach. Funds may not be used for travel or costs associated with travel.
5. Individuals or agencies approved for funding will be reimbursed for costs incurred for the event that were approved by the Policy and Oversight Committee. →
6. Grant funds must be utilized in the fiscal year in which they are issued. Any funds not utilized in the fiscal year in which they were issued must be returned to First 5 Solano.
7. The event must be designated tobacco-free.
8. The event must acknowledge the support of the Commission in its advertising.
9. The event may not be used for religious purposes, to benefit an individual, or to promote a candidate for public office.
10. If the grant is approved, Grantee must read and sign the “Agreement for First 5 Solano Co-Sponsorship of Conferences/Training” prior to authorization for funds.
11. The requesting individual or agency must complete and return the “Co-Sponsorship of Conferences and Training Activity/Event Report” within 45 days of the event. Any individual or organization that fails to provide this report may be considered ineligible for future funding.

POLICY AND OVERSIGHT COMMITTEE MEETING
September 18, 2019, 3:30 pm to 5:00 pm
601 Texas Street, Suite 210, Fairfield, CA 94533

CALL TO ORDER

I. Introductions, Public Comment, Commissioner Comment

II. Consent Calendar

Action

- A. Approve the September 18, 2019 Policy and Oversight Committee Meeting Agenda
- B. Approve the April 11, 2019 Policy and Oversight Committee Meeting Minutes
- C. Receive the Commissioner Meeting Attendance Status Report

III. Co-Sponsorship of Training and Conferences Fund Application

Action

Motion: Consider approval of a request from the Solano County WIC Program for an allocation of up to \$750 to support training costs for two WIC staff members to obtain a Certified Lactation Educator Credential (CLEC)

Kwiana Algere, Health Education Specialist

IV. Annual Review of Commission Policies

Action

Motion: Consider a recommendation to update the following policies with changes that are administrative in nature to reflect current procedures:

- A. Annual Grant Policy
- B. Business Challenge Grant Policy
- C. Community Engagement Fund Policy
- D. Compliance in Contracts Policy
- E. Contracting and Procurement Policy
- F. Co-Sponsorship of Conferences and Training Policy

Megan Richards, Deputy Director

V. Strategic Plan Implementation Updates

Information/Discussion

Receive updates on the following:

- A. Program
 - 1. First 5 Center Update
- B. Systems Change Implementation Plan
 - 1. Trauma Transformed
 - 2. FY2019/20 Systems Change Implementation Plan
 - 3. System Change Activities Update
- C. Community Engagement
 - 1. FY2019/20 Messaging Plan

Megan Richards, Deputy Director; Lorraine Fernandez and Juanita Morales, Program Managers

VI. First 5 Solano Staffing and Finance Update

Information

Receive a report on First 5 Solano staffing and financials

Megan Richards, Deputy Director

VII. Future Agenda Items, Meeting Time/Date/Location

Information

The Policy and Oversight Committee is scheduled to meet next on Wednesday, November 13, 2019, 3:30 pm to 5:00 pm, at 601 Texas Street, Suite 210, Fairfield, CA. Future agenda items include: Co-Sponsorships of Training and Conferences; Systems Change Update; Community Engagement Update; and Staffing and Finance Update

ADJOURN

Vision: *All Solano County children are loved, healthy, confident, eager to learn, nurtured by their families, caregivers and communities.*

Mission: *First 5 Solano Children and Families Commission creates and fosters programs and partnerships with community entities to promote, support and improve the lives of young children, their families and their communities.*

The First 5 Solano Children and Families Commission does not discriminate against persons with disabilities. If you require a disability-related modification or accommodation in order to participate in the meeting, please call (707) 784.1332 at least 24 hours in advance of the meeting to make arrangements. Non-confidential materials related to an item on this Agenda submitted to the Commission are available for public inspection at the First 5 Solano business office, 601 Texas Street, Suite 210, Fairfield, CA during normal business hours.

**First 5 Solano Children and Families Commission
Policy & Oversight Committee (POC) Meeting**

September 18, 2019, 3:30 PM – 5:00 PM
601 Texas Street, Suite 210, Fairfield, CA

Minutes

Commissioners present: Erin Hannigan, Jerry Huber, Lisette Estrella-Henderson (arrived 3:38 PM)

First 5 Solano Staff present: Michele Harris (Executive Director), Megan Richards (Deputy Director) Lorraine Fernandez, Juanita Morales, Kwiana Algeré, Luke Winders

Members of the public present: None

Chair Huber called the meeting to order at 3:35 PM

I. Introduction, Public Comment, Commissioner Comment

There were no public or commissioner comments.

II. Consent Calendar

Motion:

- A. Approve the September 18, 2019 POC Meeting Agenda
- B. Approve the April 11, 2019 POC Meeting minutes
- C. Receive the Commissioner Meeting Attendance Status Report

Moved by Commissioner Hannigan; Seconded by Commissioner Huber

Approved 2-0-0

Yea: Commissioners Hannigan, Huber

Nay: None

Abstain: None

Item III was postponed until a quorum of eligible commissioners was in attendance.

IV. Annual Review of Commission Policies

Megan Richards, Deputy Director of First 5 Solano, shared six proposed changes to Commission Policies. Changes to the policies include: language has been amended to reflect the consolidation of committees; language has been added to clarify how funding levels are allocated; and language has been clarified to reflect only one Annual Grant per Fiscal Year will be funded per agency.

Motion: Consider a recommendation to update the following policies with changes that are administrative in nature to reflect current procedures:

- A. Annual Grant Policy**
- B. Business Challenge Grant Policy**
- C. Community Engagement Fund Policy**

- D. **Compliance in Contracts Policy**
- E. **Contracting and Procurement Policy**
- F. **Co-Sponsorship of Conferences and Training Policy**

Moved by Commissioner Hannigan; Seconded by Commissioner Huber

Approved 2-0-0

Yea: Commissioners Hannigan, Huber

Nay: None

Abstain: None

Commissioner Estrella-Henderson arrived.

III. Co-Sponsorship of Training and Conferences Fund Application

Commissioner Huber recused himself

Kwiana Algeré, First 5 Solano Health Education Specialist, described and recommended a training co-sponsorship request from Solano County WIC program.

Motion: Consider approval of a request from the Solano County WIC Program for an allocation of up to \$750 to support training costs for two WIC staff members to obtain a Certified Lactation Educator Credential (CLEC)

Moved by Commissioner Hannigan; Seconded by Commissioner Estrella-Henderson

Approved 2-0-0

Yea: Commissioners Estrella-Henderson, Hannigan

Nay: None

Abstain: None

V. Strategic Plan Implementation Updates

Commissioner Huber returned.

A. Receive an update on First 5 Center

Ms. Richards gave an update on progress of construction at the First 5 Center in Vallejo. Walls are framed. Electrical work, plumbing and drywall are in under way. All furniture and IT/AV components have been ordered. Signage has been approved by the landlord. Fundraising efforts continue. Current requests are with city of Vallejo and Valero. Commissioner Huber shared that Solano County Health & Social Services have just been awarded Kresge grant, which may give the county leverage in pursuing other grants. Ms. Richards will be involved in interviews next week with Bay Area Community Resources for a Center Director.

B. Receive an update on Systems Change Implementation Plan

1. Trauma Transformed

2. FY2019/20 Systems Change Implementation Plan

3. Systems Change Activities Update

Lorraine Fernandez, First 5 Solano Program Manager, shared changes to the Systems Change Implementation Plan in its fourth year. Ms. Fernandez shared efforts of Complete Count committee for the 2020 Census in ensuring young children are counted.

Ms. Richards updated the Committee on the work being done with Trauma Transformed. Discussions are under way with Solano County Office of Education and Kaiser Permanente.

Ms. Fernandez updated the Committee on recent Systems Change Activities including the successful first meeting of the Solano Vision & Impact Cohort. Michele Harris shared some comments from participants and expressed gratitude to Commissioner Huber and Solano County H&SS for funding so they were able to participate.

C. Receive an update on FY2019/20 Messaging Plan

Juanita Morales, First 5 Solano Program Manager updated Commissioners on the expansion of the First 5 Solano messaging plan utilizing various platforms such as Pandora Radio, billboards, buses, Instagram, and Twitter. Bundling services on Pandora allows grantees, beginning with Solano County Library, to share their messages aligned with the First 5 Solano plan. A new ACEs billboard went up this week at Monterey and Tennessee Streets in Vallejo.

VI. First 5 Solano Staffing and Finance Update

Ms. Richards gave a year-end fiscal overview. Revenues were near target for FY2018/19. Expenditures were underspent for a number of factors including unallocated funds intended for tablet-based developmental screenings, a slow rollout of Triple P Services, the later-than-anticipated hiring of a Health Education Specialist, and low enrollment eliminating one session of Pre-Kindergarten Academy. Commissioners discussed how to expand the reach of Pre-K Services, particularly in Vallejo where this had occurred. Revenues for the year were higher than Expenditures in part due to funding secured in FY2018/19 for First 5 Center tenant improvements that will be expended in FY2019/20.

VII. Future Agenda Items, Meeting Time/Date/Location

The next Policy and Oversight Committee is scheduled for Wednesday, November 13, 2019, 3:30 pm to 5:00 pm, at 601 Texas Street, Suite 210, Fairfield, CA. Future agenda items include: Co-Sponsorships of Training and Conferences; Systems Change Updated; Community Engagement Update; and Staffing and Finance Update.

Adjourn

Chair Huber adjourned the meeting at 4:27 PM.

Luke Winders, Office Assistant III

Approved:

DATE: October 3, 2019

TO: First 5 Solano Children and Families Commission

FROM: Michele Harris, Executive Director

SUBJ: **Executive Director's Report for October 2019**

Whole-Family Wellness for Early Childhood: The California Children's Trust and the First 5 Center for Children's Policy have released a paper "*Whole-Family Wellness for Early Childhood: A New Model for MediCal Delivery and Financing.*" In this paper, a paradigm shift is proposed for how California conceptualizes, delivers and funds a system of care for Medi-Cal eligible infants, toddlers and their families. Megan Richards, First 5 Solano Deputy Director, was one of the reviewers and provided input prior to the publication date. The paper is co-authored by Ken Epstein and Alicia Lieberman of the University of California, San Francisco, along with Alex Briscoe and Nila Rosen of the California Children's Trust. (See Attachment A)

Kresge Foundation: In September 2019, Solano County Health & Social Services (H&SS) received approval from the Kresge Foundation for a three-year grant in the amount of \$300,000 to implement a project for Integrating Health and Human Services: Systems for Equitable & Thriving Communities. First 5 Solano will be one of the key partners for implementation of this grant by outreaching to underserved communities, along with Partnership HealthPlan of California, the Solano County Office of Education, Bay Area Community Services, and the Sheriff's Office.

First 5 Center Tenant Improvement Funding: In June 2019 The Vallejo City Council approved \$100,000 in funding for general tenant improvements. Councilmembers discussed that they could consider an additional \$100,000 during the mid-year budget process. On September 18th a letter and information package was emailed to the City Manager of the City of Vallejo with a request for consideration of this additional funding in the upcoming mid-year budget process. The Mayor and all City Councilmembers were copied on this letter.

First 5 Solano is partnering with Bay Area Community Resources (BACR), the operator of the Vallejo First 5 Center, to submit grant applications for tenant improvement funding for the Vallejo First 5 Center. These grant applications are being submitted by BACR to funders that are willing to fund capital projects for a nonprofit agency. The following are updates for this activity:

- In June 2019 an application was submitted to the Wayne and Gladys Valley Foundation for \$200,000 to support general tenant improvements. In September 2019 BACR received a notice from this foundation that the request was not approved, primarily due to their geographic emphasis on Alameda and Contra Costa counties.
- In July 2019 an application was submitted to the Joseph and Vera Long Foundation for \$25,000 to support the "Early Start for Art" program with tenant improvement funds to build out of the art area in one of the Activity Rooms; and, \$20,000 for the initial stocking of supplies for this space. This foundation did not approve this request. A representative from the foundation explained that they are overwhelmed with grant applications and unable to fund all of them.

- In September 2019 an application was submitted to Valero Energy Foundation for \$150,000 to support general tenant improvements. On September 19th BACR received a notice from this foundation stating that the request was not approved and that they are unable to support all requests.
- In September 2019 an application was submitted to the Margaret Beelard Foundation for \$25,000 to support general tenant improvements. This application is pending.
- In September 2019 a letter and proposal was submitted to the General Manager of Anheuser-Busch in Fairfield. The proposal was an open ask for funding to support general tenant improvements and included information about naming opportunities. This application is pending.

Solano County Vision & Impact Cohort: The first session of the “*Solano County Vision and Impact Cohort*” was held on September 18th. Each of the nine participating agencies had one or two executive staff members and at least one board member in attendance. The three learning sessions to be held between September 2019 and January 2020 include presentations, peer-to-peer learning and group coaching. There will also be homework and individual agency coaching sessions in between the learning sessions. This cohort is being funded through collaboration between First 5 Solano and Solano County Health & Social services.

2019 Cohort Government Alliance on Racial Equity (GARE): First 5 Solano staff member Lorraine Fernandez attended the GARE training session on August 15th. Training topics included how to effectively communicate the importance of advancing racial equity in government; and, a “Train-the-Trainer” session to support jurisdictions that are presenting local sessions for staff on the topic “*Advancing Racial Equity in Government.*” Trained facilitators from the Solano Race Equity Team be presenting eight sessions on this topic for staff from Solano County Health & Social Services and community partners between September 2019 and November 2019. Two of the staff members from First 5 Solano who have not attended this session in the past will be attending one of these sessions.

Census 2020: As part of the FY2019/20 Systems Change Implementation Plan, First 5 Solano is participating on the Solano Census Complete Count Committee. First 5 Solano staff member Lorraine Fernandez has been attending the Committee.

The 0-5 population is designated as one of the Hard-to-Count populations in Solano. In order to increase response rates to the census from this population, First 5 Solano is establishing a contract with the Children’s Network of Solano County to provide \$30,654 in funding from Systems Change to support the efforts of the Children’s Network to plan, organize and implement a strategic outreach effort to reach families in hard to count communities through a collaboration with community partners and the Solano Complete Count Committee. In addition to this First 5 Solano funding, the Children’s Network has received a \$40,000 grant from the Northern California Grantmakers Bay Area Census Funders Collaborative; and a \$65,000 grant from United Way Bay Area to directly reach families in hard-to-count census tracts.

Solano Funders Forum: As part of First 5 Solano’s continued efforts to raise the profile of Solano and to continue networking with Bay Area funders, First 5 Solano staff are meeting quarterly with funders who have expressed an interest in collaborating to strengthen these efforts. The quarterly meeting was held on Friday September 6th. Discussions include activities with current grantees, opportunities for collaboration, community updates and funder updates. Participants include staff from the Callison Foundation, Kaiser Community Benefit Program,

Wells Fargo Community Giving & Philanthropy, and Travis Credit Union Community Engagement.

Conference on Poverty: On August 26, 2019, Kwiana Algere attended a summit with Congresswoman Barbara Lee and state and local partners in the fight against poverty. It featured a presentation by the National Academy of Sciences on their groundbreaking report *A Roadmap to Reducing Child Poverty*. The report outlines the results of a study commissioned by Congresswoman Lee and Congresswoman Roybal-Allard examining the societal costs of childhood poverty and makes recommendations for policies and programs that could help cut the child poverty rate in half in the United States within 10 years. Congresswoman Lee also provided an update on her work addressing poverty as Chair of the Majority Leader's Task Force on Poverty and Opportunity and Ann O'Leary, Chief of Staff to Governor Gavin Newsom, spoke on the spending on programs targeting childhood poverty in the governor's budget.

First 5 CA Express: The First 5 CA Express exhibit will be at the Solano County Justice Center Health Fair on October 5th. The Express is an interactive exhibit that takes F5CA's Talk, Read, Sing campaign on the road. The exhibit visits First 5's throughout the state and engages children and families by providing a puppet show to get kids talking, a mini library to encourage reading, and a karaoke machine to gets kids singing, as well as a variety of other activities. This is the first leg of the state tour and the exhibit will be back to visit Solano County in the Spring.

Annual Early Childhood Education Conference: First 5 Solano staff participated in this year Early Childhood Education conference hosted by Solano Quality Counts held at Solano Community College on September 21st. The conference kicked off with an engaging keynote speaker, Barb O'Neill, founder of Transform Challenging Behavior. The conference continued offering over 20 different workshops on topics ranging from STEAM for preschoolers to self-care for early educators. Staff participated in a workshop called "A mindful minute -I don't have time for that!" and came away with tools and strategies that took a minute (or less) out of the day to focus on self-care. The conference brought together close to 200 early educators from all over Solano County.

Triple P Positive Parenting Program: Triple P has continued to grow throughout Solano County and with funding from the First 5 Solano Commission and Mental Health Services Act, First 5 Solano was able to train two more cohorts this year. In the last two months, grantees have been attending Triple P practitioner trainings in levels 2 and 3 to receive accreditation. A total of 30 practitioners have completed and earned accreditations in Level 2 and 3, in which 8 of the same practitioners trained in both levels. Triple P Positive Parenting Program continues to be successful as more parents, community partners and agencies learn about Triple P services.

Attachment A: *"Whole-Family Wellness for Early Childhood: A New Model for Medi-Cal Delivery and Financing"*



Whole-Family Wellness for Early Childhood: A New Model for Medi-Cal Delivery and Financing



FIRST 5 CENTER FOR
CHILDREN'S POLICY

CONCEPT PAPER
September 2019

ACKNOWLEDGEMENTS

This brief was co-developed by the California Children’s Trust and the First 5 Center for Children’s Policy. The primary authors are Ken Epstein, Ph.D, LCSW, Clinical Professor, UCSF Department of Psychiatry; Alicia F. Lieberman, Ph.D, Irving B. Harris Endowed Chair in Infant Mental Health and Professor, UCSF Department of Psychiatry; Alex Briscoe, MA, Principal, California Children’s Trust; and Nila Rosen, MPH, Director of Special Projects, California Children’s Trust.

ADDITIONAL CONTRIBUTORS AND REVIEWERS INCLUDE:

Christina Altmayer, MPA, First 5 Los Angeles
Lindsey Angelats, MS, FACHE, First 5 Los Angeles
Rhea Boyd, MD, MPH, California Children’s Trust
Kevin Clark, MSW Candidate 2020, UC Berkeley School of Social Welfare
Sarah Crow, MPP, First 5 Center for Children’s Policy
Diane Dooley, MD, California Children’s Trust
Moira Kenney, PhD, First 5 Association of California and First 5 Center for Children’s Policy
Megan Richards, MPA, First 5 Solano



ABOUT CALIFORNIA CHILDREN'S TRUST

The California Children’s Trust was established to transform the administration, delivery and financing of our child-serving systems to ensure that they are equity driven and accountable for improved child health outcomes. It is a statewide initiative that seeks to improve child wellbeing through policy and systems reform. Learn more at www.cachildrenstrust.org.

We would like to thank the California Children’s Trust Coalition and Design Team Partners for engaging in building the work of CCT.

FIRST 5 CENTER FOR CHILDREN'S POLICY

ABOUT FIRST 5 CENTER FOR CHILDREN'S POLICY

Grounded in the experience of First 5s around the state, the Center studies and disseminates best practices and solutions in early childhood development; convenes experts inside and outside the early childhood space to inform policy; and evaluates solutions within and outside California that can be adapted for the state. Learn more at www.first5center.org.

Table of Contents

- 2** Executive Summary
- 4** We need a new vision for early childhood healthcare
- 5** A “whole-family” wellness model in early childhood is crucial
- 7** California’s current system of care is not aligned with the realities and needs of young children and their families
- 8** Sidebar: Medical necessity as defined by Medicaid’s EPSDT
- 11** Sidebar: Promising family-based interventions for a new model
- 12** The Whole-Family Wellness Hub-and-Spoke Model would address the current realities young children and their families face
- 15** Case Study of Kara and her family: Child wellbeing through a whole-family intervention approach
- 17** We have the tools to finance a whole-family system of care
- 19** A healthier California is within our reach

Executive Summary

Whole-Family Wellness for Early Childhood: A New Model for Medi-Cal Delivery and Financing outlines a new approach for California to conceptualize, deliver, and fund a system of care for Medi-Cal eligible infants and toddlers that is grounded in family wellness. At present, California is not adequately addressing the needs of young children on Medi-Cal, allowing millions to miss out on important preventive care each year because Medi-Cal health plans do not meet the whole family's needs.

The need for family- and community-centered care is particularly critical in pregnancy and the first five years of life, when the architecture of the brain is established and neural connections grow at the fastest rate of a person's lifetime. During this period, the brain shapes key abilities for long-term wellness, such as forming trusting relationships, being open to learning, and regulating emotions. Healthy, loving caregivers promote healthy development in young children; thus, the whole-family context is vital.

Currently in California, the Medi-Cal system focuses on delivering individual services for children, outside the context of their families and communities. For example, healthcare providers and systems must determine a young child's "psychopathology" before they offer mental health care or are reimbursed for it. Yet many clinicians do not receive training in early childhood mental health, and the diagnostic criteria are based on adult symptoms, calling accurate diagnosis into question. At the same time, young children in genuine distress due to family conflict, community violence, economic hardship, and parental mental illness may not fall under a diagnosis, but still need support.

The proposed new model of care, the Whole-Family Wellness Hub-and-Spoke Model, recognizes the importance of early prevention, identification, and support to mitigate adversity, and to bolster protective factors and family resilience. Providers would include community-based organizations, county-operated clinics, Federally Qualified Health Centers, and primary care practices, working together to provide peer support and age-appropriate models for attachment and bonding (Hubs), as well as resources to address broader social needs (Spokes). This family-centered model of care and parenting support is preventive, need-based, and therapeutic; it focuses on supporting children and families in community settings that build social connections and directly address the social determinants of health. The model would be financed by accessing and leveraging multiple sources of funding (e.g., Early and Periodic Screening, Diagnostic and Treatment [EPSDT], Realignment, Mental Health Services Act [MHSA] dollars).



To bring the model to life, three transformations in the Medi-Cal system are needed:

1. Ensuring access to *Whole-Family Wellness Hubs* that support family wellbeing through peer support, attachment and bonding, and understanding of social determinants of health. Hubs would focus on social and emotional support, as well as linkages to community-based services and supports, from the onset of a child's life.
2. Prioritizing the training and retooling of the early childhood wellbeing workforce to understand and address issues in the context of community, social justice, and family wellbeing.
3. Creating a financing model with a capitated rate that supports providers to address children based on need in the context of their family, their extended family, and their community.

Our administrative delivery and financing systems must support child wellness in the overall context of family and community. The Whole-Family Wellness model is a starting point, and provides the backbone for California to ensure that we address root causes of suffering and promote healing and wellness to enable California's children and youth to thrive. Together we can find the will, skill, and process to re-center our system on the needs of families, involve them in future decision-making, and pave the new road ahead.

We need a new vision for early childhood healthcare.

This brief proposes a paradigm shift in how California conceptualizes, delivers, and funds a system of care for Medi-Cal eligible infants and toddlers and their families. The current healthcare system for children was organized and built on an individualized and diagnostic adult model of care, and it is not working. Young children and their families need family-centered models of care and parenting support that are both preventive and need-based, and which primarily focus on supporting children and families in community settings that build social connections and directly address the social determinants of health.

We propose a single system of wellness and a new administrative and financing model that works in a “Hub-and-Spoke” fashion. This model would reform the way Medi-Cal is operationalized to ensure a comprehensive wellness benefit during early childhood to all Medi-Cal eligible children and families in California. Whole-Family Wellness Hubs and Spokes would include community-based organizations, county-operated clinics, Federally Qualified Health Centers (FQHCs), and primary care practices. Hubs would provide peer support and age-appropriate models for attachment and bonding, while Spokes would provide resources to address broader social needs. The model as a whole would assure preventive and therapeutic supports for families; and would be coordinated, accountable, and reflective of the culture and context of individual families. It would be delivered by a variety of professionals and experts, including family and peer support specialists.

A “whole-family” wellness model in early childhood is crucial.

Children’s physical health, as well as their social, emotional, and cognitive competence, require secure attachments to emotionally invested and protective adults who have the knowledge and psychological readiness to provide safe, stable, and developmentally appropriate care. Decades of empirical research confirm the importance of parental care in predicting child outcomes.^{1,2,3} The need for emotionally invested, protective care is particularly critical during pregnancy and the first five years after birth, when the architecture of the brain is being established and neural connections grow at the fastest rate of an individual’s lifetime.⁴ Data show there is a sensitive period early in development when the brain is most susceptible to environmental influences that shape the circuitry of key areas of the brain associated with three pillars of mental health: affect regulation, trusting relationships, and readiness to learn.⁴ Research also shows that investing in the first five years of life produces positive returns over a child’s lifetime in the form of decreased medical and mental health costs,⁵ greater educational achievement,^{6,7} higher likelihood of employment,^{8,9} and lower likelihood of incarceration.⁹

-
- 1 National Scientific Council on the Developing Child. (2015). Supportive Relationships and Active Skill-Building Strengthen the Foundations of Resilience [PDF file]. Retrieved from <http://developingchild.harvard.edu/wp-content/uploads/2015/05/The-Science-of-Resilience.pdf>
 - 2 Strathearn, L. (2007). Exploring the neurobiology of attachment. In: Mayes, L., Fonagy, P., & Target, M, (Eds). *Developmental science and psychoanalysis*. London: Karnak Books.
 - 3 Boyce, W., Essex, M., Alkon, A., Goldsmith, H., Kraemer, H., & Kupfer, J. (2006). Early father involvement moderates biobehavioral susceptibility to mental health problems in middle childhood. *American Academy of Child Adolescent Psychiatry*, 45(12), 1510–1520. DOI:10.1097/01.chi.0000237706.50884.8b
 - 4 Harvard Center on the Developing Child. (2007). In Brief: The Science of Early Childhood Development [PDF File]. Retrieved from <https://46y5eh1lfhgw3ve3ytpwxt9r-wpengine.netdna-ssl.com/wp-content/uploads/2007/03/InBrief-The-Science-of-Early-Childhood-Development2.pdf>
 - 5 Campbell, F., Conti, G., Heckman, J., Moon, S., Pinto, R., Pungello, E., & Pan, Y. (2014). Early childhood investments substantially boost adult health. *Science*, 343(6178), 1478–1485. doi:10.1126/science.1248429
 - 6 Luo, Y., Héту, S., Lohrenz, T., Hula, A., Dayan, P., Ramey, S. L., ... Ramey, C. (2018). Early childhood investment impacts social decision-making four decades later. *Nature Communications*, 9(1). <https://doi.org/10.1038/s41467-018-07138-5>
 - 7 Laura & John Arnold Foundation. (2017). Evidence Summary for the Perry Preschool Project. Retrieved from <https://evidencebasedprograms.org/document/perry-preschool-project-evidence-summary/>
 - 8 Masse, L., & Barnett, W. (2002). *Cost-effectiveness and educational policy*. Levin H., & McEwan, P. (Eds). Larchmont, NY: American Education Finance Association.
 - 9 Laura & John Arnold Foundation. (2017). Evidence Summary for the Perry Preschool Project. Retrieved from <https://evidencebasedprograms.org/document/perry-preschool-project-evidence-summary/>



Compelling evidence suggests healthy parents and caregivers promote healthy development in children.¹⁰ Child wellbeing is strengthened when caregivers are healthy and possess protective factors, including parental resilience, social connections, access to basic necessities, and resources to address mental health and substance use issues.¹¹ These requisite needs are sorely missing for too many parents and their young children and, in some cases, they have been taken from families through systemic and pervasive inequities and discrimination. Supporting the healthy development of young children necessitates supporting their parents' ability to provide adequate care. Effective funding and delivery of children's services must involve a whole-family wellness approach that includes systematic attention to the parents' wellbeing and psychological needs; remedies to sources of discrimination; and the fostering of dignity, love, and healing within the context of empowered communities.

¹⁰ Newland, L. (2014). Supportive family contexts: Promoting child wellbeing and resilience. *Early Child Development and Care*, 184, 9–10. doi: 10.1080/03004430.2013.875543

¹¹ Center for Study of Social Policy. (2018). Strengthening Families Framework [PDF File]. Retrieved from <https://cssp.org/wp-content/uploads/2018/11/About-Strengthening-Families.pdf>

California’s current system of care is not aligned with the realities and needs of young children and their families.

California currently ranks near the bottom of the nation in most standard measures of child wellbeing and access to care.¹² A recent audit by the California Office of the State Auditor reported that 2.4 million children in Medi-Cal miss out on important preventive care each year because of poor access to primary care providers and an inability of Medi-Cal managed care health plans to meet whole-family needs.¹³ California’s children and families face a number of barriers to receiving family-centered (or whole-family) wellness supports:

- » **In order to offer and receive reimbursement for care, healthcare providers and systems are driven to assess a young child’s individual “psychopathology.”** In our state, few children receive timely developmental screenings and those that do must then demonstrate a diagnostic impairment under Medicaid’s Early and Periodic Screening, Diagnostic, and Treatment (EPSDT) benefit to receive a covered service. This prerequisite encourages premature and/or inaccurate labels for some children while completely ignoring others, particularly those whose needs do not meet strict clinical criteria. Young children in families experiencing economic stress, family conflict, parental mental illness or substance use, community violence, or exposure to structural inequities like underperforming schools don’t qualify for comprehensive social-emotional care and supports under EPSDT (see sidebar, page 8).
- » **The harmful effects of requiring a diagnosis as a prerequisite for services are particularly challenging during the early stage of development when children are experiencing rapid changes in biological, cognitive, and social-emotional functioning.** Both specialty and non-specialty mental health services require a provider to label a young child with a Diagnostic and Statistical Manual of Mental Disorders (DSM-5) diagnosis in order to provide a them with services and supports. Yet the clinical criteria used to diagnose many impairments were developed for adults and adolescents. Consequently, we lack clinical criteria adept at identifying a range of social-emotional and developmental issues, as well as mental illness, during early childhood. Moreover,

¹² Children Now. (2019). 2018-19 California County Scorecard of Children’s Wellbeing. Retrieved from <https://www.childrennow.org/publiccharge-2-2/>

¹³ Auditor of the State of California. (2019). *Department of Healthcare Services: Millions of Children in Medi-Cal Are Not Receiving Preventive Health Services*. Retrieved from: <https://www.auditor.ca.gov/pdfs/reports/2018-111.pdf>

the DSM has been criticized for its sociocultural bias, reflecting a clinical model that is neither sensitive nor reflective of the experiences of communities that have been marginalized.^{14 15} Furthermore, though families may need support, parents are often hesitant to label their children at a young age, nor should they be required to.

- » **Many clinicians do not receive training in early childhood mental health.** This results in an under-appreciation of the significance of young children’s affective and behavioral expressions of psychological distress, under-diagnosis,¹⁶ and a lack of critical supports. We also know that peer-to-peer supports can be effective, yet our current system unnecessarily limits who can be reimbursed by Medi-Cal as a provider of care.

14 Chow, J. C.-C., Jaffee, K., & Snowden, L. (2003). Racial/Ethnic Disparities in the Use of Mental Health Services in Poverty Areas. *American Journal of Public Health*, 93(5), 792–797. <https://doi.org/10.2105/AJPH.93.5.792>

15 Whaley, A. L., Smith, M., & Hancock, A. (2011). Ethnic/Racial Differences in the Self-Reported Physical and Mental Health Correlates of Adolescent Obesity. *Journal of Health Psychology*, 16(7), 1048–1057. <https://doi.org/10.1177/1359105311398683>

16 Gleason, M., Egger, H. L., Emslie, G. J., Greenhill, L. L., Kowatch, R. A., Libermann, A. F., ... Zeanah, C. H. (2007). Psychopharmacological treatment for very young children: Contexts and guidelines. *Journal of the American Academy of Child & Adolescent Psychiatry*, 46(12), 1532–1572. <https://doi.org/10.1097/chi.0b013e3181570d9e>

17 California Children’s Trust and Children Now. (July 2019). The California Children’s Trust Initiative: Financing New Approaches to Achieve Child Wellbeing. Retrieved from <https://go.childrennow.org/financingnewapproaches>

MEDICAL NECESSITY AS DEFINED BY MEDICAID’S EPSDT

Medicaid’s Early & Periodic Screening, Diagnostic, and Treatment (EPSDT) benefit was purposely constructed with broad eligibility criteria to treat health conditions and to prevent future negative health outcomes. By federal statute, EPSDT’s definition of medical necessity is broad. Unlike adult definitions of medical necessity, children are eligible for services that “ameliorate” a condition or prevent a condition from worsening or leading to additional health problems. Virtually all medical and health services are covered for children – health education, home visiting, preventive health counseling for families, case management, and other early interventions are all reimbursable claims under EPSDT. For example, EPSDT can be used to cover relationship-based, parent-child therapy for families at risk and for families who have already entered the child welfare system. All states, however, are given discretion to define what constitutes medically necessary treatment. States are able to restrict or approve what is considered medically necessary, what constitutes a “qualifying condition” that is eligible for treatment, and what type of treatment qualifies for reimbursement.¹⁷ California state law has taken a restrictive definition of medical necessity, resulting in fewer children receiving the broad set of screenings included in the benefit. California can promote healthy, safe, and supportive parenting and caregiving by redefining EPSDT to serve its original purpose.

- » **Young children are also not able to use language to describe their internal experiences, and as a result, adults may be unaware of children’s psychological distress** unless they have specialized training in early childhood assessment and treatment. Young children also have a limited behavioral repertoire to express distress, usually through frequent and prolonged crying, aggressive behavior, and other forms of behavioral dysregulation that can be understood by adults as misbehavior. As a result, different emotional or developmental problems may be manifested through the same behaviors, leading to misdiagnosis. A classic example of this phenomenon is the misuse of ADHD as a diagnosis for symptoms of impulsivity, inattention, and difficulty concentrating that are actually the result of unidentified trauma exposure.¹⁸ Co-morbidity of different diagnoses is the norm across the lifespan and is particularly salient in children and adults exposed to multiple traumatic stressors, with childhood stressors predicting more complex multiple diagnoses in adulthood.¹⁹
- » **Our system is based on individually focused services for the child instead of delivering care based on a whole-family approach.** Presently, the system of care and service delivery to support a child’s social and emotional health are not designed nor implemented to be consistent with an understanding of child development, family influences, and community connections. Consequently, many family supports do not qualify for reimbursement under current policies and practices. Three examples of evidence-based treatment modalities – Child-Parent Psychotherapy, and Attachment Vitamins, and Infant and Early Childhood Mental Health Consultation (see page 11) – provide the necessary supports to ameliorate the negative effects of toxic stress and adverse childhood experiences (ACEs) on children, and bolster the child-parent relationship in the context of adversity. These evidence-based and promising interventions are not currently eligible for reimbursement in California for all children ages 0 to 5 because of the focus on diagnosis as a prerequisite to care.
- » **Our individual-focused, downstream approach also misses an opportunity for early prevention.** Early access to appropriate family interventions for children is critically important for healthy and optimal development. We have a “wait and see” approach to early childhood risks as opposed to a “seek and support” model focused on predicting and preventing the risks that contribute to biological, psychological, social, educational and spiritual distress and challenges.
- » **A bifurcated system in California divides children into those considered to have significant behavioral health problems (Specialty Mental Health) and those who have mild or moderate problems (Non-Specialty Mental Health).** The result is a fragmented approach to early childhood wellness with limited accountability or demonstrated improved outcomes. Without an integrated system, it is currently difficult

¹⁸ Crusto, C., Whitson, M., Walling, S., Feinn, R., Friedman, S., Reynolds, J., ... Kaufman, J. (2010). Posttraumatic stress among young urban children exposed to family violence and other potentially traumatic events. *Journal of Traumatic Stress*, 23(6), 716–724. <https://doi.org/10.1002/jts.20590>

¹⁹ Putnam, K., Harris, W., & Putnam, F. (2013). Synergistic Childhood Adversities and Complex Adult Psychopathology. *Journal of Traumatic Stress*, 26(4), 435–442. <https://doi.org/10.1002/jts.21833>



to assess who is being served and what types of supports children are receiving. Using current reports, only an estimated 5% of California’s children enrolled in Medi-Cal receive any type of care to address social and emotional needs.²⁰ This low penetration rate fails to reach a large number of children, especially black and brown children, and children exposed to adverse childhood experiences as the result of family poverty, discrimination, and marginalization.

- » **In our current finance model, public healthcare expenditures place the greatest burden of risk on counties and providers.** This leads to either an overutilization of state and county general fund dollars, or an underutilization of federal dollars. This practice is reinforced by regressive and punishing auditing policies and practices. Agencies are challenged to spend their allotted dollars or do not focus on care for the 0–5 population. The result is a mismatch between appropriate care and the needs of the population.

²⁰ California Department of Healthcare Services. (2019). Performance Outcomes Systems [PDF File]. Retrieved from <https://www.dhcs.ca.gov/services/MH/Documents/00-20190304-Statewide-SUP-Final.pdf>

PROMISING FAMILY-BASED INTERVENTIONS FOR A NEW MODEL

Family Wellness Interventions using empirically tested practices that support the emotional and social development of children exist but are not currently eligible for reimbursement in California for all children using Medi-Cal.

Three examples of evidence-based practices used by the authors are described below, though there are many other promising and/or community-based practices that could be reimbursable under the new model.

CHILD-PARENT PSYCHOTHERAPY

Child-Parent Psychotherapy (CPP) is an intervention model for children ages 0 to 5 who have experienced traumatic events and/or are experiencing mental health, attachment, and/or behavioral challenges. CPP supports and strengthens the child-parent relationship by incorporating relational, developmental, trauma, social learning, and cognitive behavioral theories in a therapeutic context. CPP has been proven to support children who display maladaptive behaviors as a result of developing within a context of neglect and abuse. The effectiveness of CPP is supported by five randomized studies, and it has been listed in the SAMHSA National Register of Evidence-Based and Promising Practices and Programs (NREPP). A randomized control trial that evaluated the effects of CPP on preschoolers who had four or more ACEs found the treatment group had significantly greater improvements in Post-Traumatic Stress Disorder, depression symptoms, and behavioral problems compared to the control group.

ATTACHMENT VITAMINS

Attachment Vitamins is an educationally based 10-week parenting class designed to help parents and caregivers of children ages 0 to 5 learn about child development and the impact of stress and trauma. The goal is for caregivers to better understand and reflect on the possible meanings of children's behaviors, and promote secure bonding and safe socialization practices. The class teaches parents about emotional development and supports emotional attunement to their children; emphasizes mindful awareness of positive parent-child interactions; and emphasizes the importance of reflective rather than reactive parenting skills. Attachment Vitamins grounds the parent-child relationship in a framework that is attachment oriented, trauma informed, culturally informed, and context responsive.

INFANT AND EARLY CHILDHOOD MENTAL HEALTH CONSULTATION

Infant and Early Childhood Mental Health Consultation (IECMHC) is a multi-level preventive intervention that joins mental health professionals with people who work with young children and their families to improve their social, emotional, and behavioral health and development. IECMHC builds the capacity of providers and families to understand the powerful influence of their relationships and interactions on young children's development. Children's wellbeing is improved and mental health problems are prevented and/or reduced as a result of the IECMHC's partnership with adults in children's lives. IECMHC includes skilled observations, individualized strategies, and early identification of children with and at risk for mental health challenges.

The Whole-Family Wellness Hub-and-Spoke Model would address the current realities young children and their families face.

Given this set of realities, we propose organizing care for families with young children according to their needs. The proposed paradigm shift in the design and funding of a whole-family wellness care benefit would create a community “Hub-and-Spoke” model supported by an alternative payment structure. This model is influenced by provider collaborations developed in Accountable Care Organization (ACO) pilots and other collaborations currently being piloted across the nation. The goal of the Whole-Family Wellness model is to reformulate available services, understand the gaps in context of the available resources, and radically increase federal contribution to help build a more robust set of needed, proximate, accessible, coordinated, and culturally relevant services for children’s wellbeing. While we are providing the framework for the model, California must take the next step and bring together families enrolled in Medi-Cal, providers, advocates and policymakers, to design an implementation plan for this model.

We propose a new system that would include three transformations:

1. A focus on access through Whole-Family Wellness Hubs that support family wellbeing through peer support, attachment and bonding, and an understanding of social determinants of health. Hubs are focused on social and emotional support and linkages to community-based services and supports (“Spokes”) from the onset of a child’s life.
2. A focus on training and retooling the early childhood wellbeing workforce to understand and address issues in the context of community, social justice, and family wellbeing.
3. A financing model that involves a capitated rate that supports providers to care for children based on need in the context of their family or extended family system and/or community.

THE WHOLE-FAMILY WELLNESS HUB-AND-SPOKE SERVICE DELIVERY MODEL

Whole-Family Wellness Hubs would be located in places where families show up (i.e., within Family Resource Centers, pediatric and family practice settings, public health and WIC programs, wellness centers in child care and preschool programs, and/or community centers) and the model would be administered under managed care organizations. Staffing and services would be co-located or easily accessible to pediatric primary care. Hubs would use capitated reimbursement from Medi-Cal to conduct family assessments, provide direct services, and contract with community-based family support organizations and resources provided by Spokes. Hubs would establish a legal network of sharing information and data agreements, with the parents' consent, among the parties responsible for providing care. Medi-Cal beneficiaries (parents and caregivers) would co-create the service arrays and providers in accordance with their needs.

Each Whole-Family Wellness Hub would be responsible for a panel of children for whom they would provide care coordination, screening, assessment, and some interventions within their scope of practice. This panel would help lead and define the services the hub provides, and help evaluate their effectiveness. To ensure that families and children receive the quality and type of care needed, the hub would use a three-tiered system of care to determine the immediate level of services ranging from preventive, to targeted education and intervention, to intensive services focused on treating complex and multifaceted problems. A tiered system of care would provide a way of projecting both core services and costs. Parent partners and peer supports would be an integral and required component of each tier of service. Capitation would be risk adjusted and based on projected utilization in each tier.

Each family would have a Hub Family Care Manager who would ensure coordination between Hub and related Spoke agencies, and regularly solicit and reflect beneficiaries' experience and evaluation of the services and supports offered. Spoke agencies would have formal agreements and relationships with the Hub, be required to participate in regular care coordination meetings, and be accountable to the care plans developed by the Family Care Managers. For example, a Hub could develop MOUs with community nonprofits, adult health and behavioral health services, housing, legal, and social supports representing the continuum of care families need to grow and develop. The Hub and Family Care Manager also would provide relational care management, and be responsible for the ecosystem of the child and family and their health outcomes. This responsibility would inspire innovation around care management and shared care plans, eliminating multiple assessments and thus the need for families to tell their stories to multiple agencies. Incentives for participation in the Spoke network could include providing staffing at Spoke agencies and/or infrastructure support using flexible dollars from the capitated rate.

The Whole-Family Wellness Hubs would provide and support proven programs to prevent behavioral health concerns in children and families. Centers could sponsor home visiting programs, and work in partnership with county Maternal and Child Health Departments and First 5 programs to reach out to new families and families in need of support. New and ongoing group programs, such as well baby group appointments, developmental playgroups, parent support groups, and child care and preschool programs, could be supported with regular information and curriculum about healthy behavior and development for young children.

WHOLE-FAMILY SCREENINGS AND ASSESSMENTS

Screening is important but not sufficient without a system of care that can respond. In the Whole-Family Wellness model, a Hub within a primary care practice or Family Resource Center would be responsible for ensuring that every child and family receives regular whole-family care screening and assessments, as prescribed by the American Academy of Pediatrics (AAP) Bright Futures guidelines.²¹ Similar to the Whole-Person Care model, this would include screenings and assessments for adversity, protective factors, cultural and spiritual practices, and wellness needs through a whole-family, systems lens. A whole-family screening, assessment, and care plan mechanism would bring the multitude of existing screenings, assessments, and care plans together and coordinate them in one centralized system. Resources and peer support would be offered to families, based on an understanding of the educational, psychological, spiritual, and health needs and context of the parent/caregiver and community.²² For example, Native American sweat lodges may be the most relevant and healing practice for some Native Americans who should not be referred only to Western medical model practices for healing. Hubs need to be located in the community, in locations where families want to go and feel comfortable going. Our approaches need to go beyond the current medical model, which uses only certain types of therapeutic supports that may not be perceived as therapeutic by every culture and community.

Family assessments also would provide the necessary comprehensive data to determine which families fall into tiers 1, 2, and 3. These tier levels are tied to both level of need, level of service, and reimbursement rate, and are based on the Multi-Tiered Systems of Support (MTSS) model adopted by and used in schools.²³ The framework recognizes that families may not stay in their original tier level as family circumstances change.

FAMILY CARE PLANS

The child and family would co-construct their care plan with Hub Family Care Managers who have relevant lived experience. The care plan would integrate the collected assessments for a coherent understanding of the family's strengths and needs, and would outline the planned sharing of information among the partners who, with parental consent, would allow them to work together. The Hub Family Care Manager would oversee the family care plan and coordination and would refer to Spoke agencies for those services not available or better served by partner agencies (e.g. housing supports, substance abuse services, vocational training, child care support, afterschool programs). For children and families with more severe concerns, a more intensive and integrated care plan would be developed, compared to families in tier 2 who would require or ask for less intensive supports, or those in tier 1, who do not need or want any additional supports. The plans would be coordinated in the context of a facilitated family conference, designed to ensure authentic family engagement and choice.²⁴ Care plans would be developed by family voice and choice rather than used as a compliance mechanism. This process repositions decisions about services and utilization from external reviewers to the core team, including the family, with the goal of healing root causes of harm and proactively building on assets.

²¹ Hagan, J. F., Shaw, J. S., & Duncan, P. M. (Eds). (2017). *Bright Future: Guidelines for Health Supervision of Infants, children, and adolescents* (4th ed.). Elk Grove Village, IL: American Academy of Pediatrics.

²² Demarco, R., & Healey-Walsh, J. (2019). *Community and Public Health Nursing*. Philadelphia, PA: Wolters Kluwer.

²³ California Department of Education. (n.d.). Definition of MTSS. Retrieved from <https://www.cde.ca.gov/ci/cr/ri/mtsscompri2.asp>

²⁴ Oxford Bibliographies. (2016). *Family Group Conferences*. DOI:10.1093/obo/9780195389678-0240

WORKFORCE AND CAPACITY BUILDING

The Hub-and-Spoke model requires a major cultural shift for the medical world and many more service providers from what we have today. Hub-and-Spoke agencies would promote collective development and oversight of a whole-family model, including providing training and ongoing coaching to providers that is culturally relevant to families. This model involves care coordination and support through an expanded workforce that does not yet exist in a robust form—and which needs to be developed using new policies—a workforce that can deliver services and be reimbursed by Medi-Cal. This workforce development opportunity is a way to bolster employment in communities and train a team of peers, caregivers, neighbors, and people who reflect the populations served by Medi-Cal. These new child-focused practitioners can join with existing practitioners to establish an approach that champions whole-family care, trauma-informed care, and healthy attachment. Training and core practices should be developed by experts in various content areas and people with lived experience. While the development of a statewide workforce plan is beyond the scope of this brief, the Hub infrastructure and Spoke expertise could be leveraged to hire and train community members, who would reflect that the community is central to all aspects of the care delivery system.

CASE STUDY OF KARA AND HER FAMILY: CHILD WELLBEING THROUGH A WHOLE-FAMILY APPROACH

Kara's story illustrates the type of support that can be realized with a whole-family approach.

Reason for the referral: Kara was a 36-month-old referred for treatment by her pediatrician because of intense tantrums and aggression towards her child care provider and peers, including biting and hitting. She could not sit still during circle time at daycare, had difficulty paying attention, and was easily distracted. The pediatrician diagnosed her with ADHD and suggested psychotropic medication, but her parents were not comfortable with giving her a diagnosis, and worried about the effects of medication. The pediatrician then referred Kara for mental health services.

Initial assessment: Kara's parents had complex issues affecting their parenting. The father was overwhelmed, as the mother had left the home three days earlier after relapsing in her use of opioids, which were originally prescribed to relieve pain from a car accident she experienced while pregnant with Kara. Opioids had contributed to the mother repeatedly disappearing for days and returning home tired, irritable, and emotionally disconnected. She often yelled at Kara and slapped her when the child did not comply with requests. The parents fought often, with loud arguments and mutual verbal insults. The father began to feel hopeless, had difficulty sleeping, and worried that his state of mind and chronic fatigue were impairing his work at his job.

Subsequent assessment: There were individual meetings with the father and the mother; a joint meeting with both parents; a cognitive assessment of Kara; and a meeting with Kara and her parents to assess the quality of her relationship with her parents, as well as her parents' ability to join forces on behalf of the child. This comprehensive assessment revealed that Kara had been exposed to five traumatic events: 1) physical abuse by the mother; 2) verbal abuse by the mother; 3) unpredictable separations from the mother; 4) witnessing marital discord; and 5) Maternal Substance Use Disorder. Screenings of Kara revealed the following symptoms: aggressive outbursts; tantrums and emotional dysregulation; distractibility; difficulty persisting in age-appropriate activities; difficulty falling asleep; night terrors; repeatedly asking whether the parents were angry at her; frequent sadness and listlessness; staring off into space; fear of the dark; fear of loud noises; fear of separation; fear of getting lost; accident proneness; and refusal to go to school.

Treatment plan: Kara was treated within a whole-family model that understood Kara's wellbeing as a function of her parent's wellbeing, and the parents' impaired ability to attach to and bond with Kara. Kara's treatment plan included Child-Parent Psychotherapy.²⁵ The treatment included helping the family co-construct a trauma narrative that gave meaning, as opposed to blaming, to the mother's erratic and angry behavior; the father's efforts to protect the child and his anger at the mother; and the child's fear that her behavior was the reason for the parents' fights and the mother's periodic disappearances. This plan showed the importance of understanding and supporting a young child's functioning in the context of her familial relationships.

In a well-functioning system, the risks in Kara's family would have been identified earlier and services would have been provided before Kara was so symptomatic. Still, Kara's family was able to access and receive treatment, while many families cannot or do not have services available, flexible, and proximate enough to meet their needs. The support Kara and her family needed and received from the Child Trauma Research Center at the University of California, San Francisco could not be billed to Medi-Cal under current policies and practices; instead, the services were funded through philanthropy.

In our proposed Hub-and-Spoke model, the policies and practices in the Medi-Cal system of care would allow the Whole-Family Wellness Hub to identify risk early, and work towards engaging a family like Kara's to receive flexible, coordinated, and publicly funded services to address the child's needs in the context of the whole family.

²⁵ Lieberman, A.F. & Van Horn, P. (2004). *Don't hit my mommy: A manual for child parent psychotherapy with young witnesses of family violence*. Washington, D.C.: Zero to Three Press

We have the tools to finance a whole-family system of care.

The key to financing the Hub-and-Spoke model is the utilization of multiple sources of siloed funding for services and coordination—including but not limited to EPSDT funding (from both managed care organizations and county Mental Health Department resources), Realignment funding, state General Fund dollars, and Mental Health Services Act (MHSA) Dollars—and by leveraging the Care Management responsibilities and Mild and Moderate Behavioral Health Benefit managed by Medi-Cal managed care organizations (MCOs). Optimally, payment could be made through either mental health plans (MHPs) or MCOs under existing state regulations to construct a Whole Family Capitated Rate. These funding sources and details on increasing federal and state dollars through Medi-Cal can be found in our policy brief *Financing New Approaches to Achieve Child Wellbeing*.

Specifically, under the current Medi-Cal reform landscape, an enhanced capitated rate could be paid to providers via MCOs to bolster their existing care management capacity. Similar to the Health Home Program model which has been implemented in California for adults with complex health problems and high utilization, plans can connect primary care providers to community-based organizations that hire peers, focus on social and emotional development in whole-family models, focus on the social determinants of health, and have access to or directly employ behavioral health professionals with early childhood expertise. This model, focused on bolstering access to early intervention/prevention for children and their families, will prevent tomorrow's high utilizers. The community-based organizations will provide care management, care coordination, and health promotion; address social determinants of health through community referrals; and deliver behavioral health services.

The existing state regulations allow for capitation for both MCOs²⁶ and MHPs²⁷ and rates could be developed using Realignment, MHSA, or Proposition 64 funds as the non-federal share. There are four specific strategies that could be used:

- 1. Implement a Well Family Provider Incentive** payment to providers via MCOs to bolster EPSDT behavioral health screening and timely care coordination of services, and promote appropriate utilization of services covered under the Mild and Moderate Behavioral Health Benefit—obligations under their current contract with DHCS.
- 2. Amend existing Proposition 56 VBP Initiative for Behavioral Health** to allow for investments consistent with this model. Currently, the proposed behavioral health integration metrics are limited to Healthcare Effectiveness Data and Information Set (HEDIS) outcomes and do not target social-emotional outcomes.

²⁶ Title 9, section 1810.438

²⁷ 42 CFR §438.5(c) (2016)

3. **Use the MHP capitation allowances of Title 9** and amend MHP contracts to scale this behavioral health funding model in all California counties using MHSA or allowable Realignment funding as the non-federal share. Medical care would remain a separate capitated benefit.
4. **Use the upcoming 1915b/1115 Waiver negotiations** to propose a dedicated Early Childhood and Family Wellness pilot and directly fund the Hubs as a component of a broader Behavioral Health Delivery System Reform Incentive Program (DSRIP) or advance a Health Homes-like model for children, to bolster the ability of community-based providers to offer care management services (navigation, support, health education) to families.

Migrating from our current Certified Public Expenditure (CPE) process to a capitated payment system for behavioral health will provide significant flexibility and orient Medi-Cal resources towards prevention. Capitated financing structures are used by a number of states, including California, to help coordinate care associated with providing treatment and promoting flexibility in treatment modalities to meet the needs of individuals.²⁸ Capitation does not mean a limit or restriction on services or capping expenditures for children; it is a way to distribute the financial burden across a population. A capitated rate can serve as a limitation if it is set up as a goal to reduce costs. However, unlike a diagnosis-driven system, capitation can be a population health strategy. A focus on equity and outcomes as opposed to services should define funding for hubs.

Multiple models exist that can inform the setting of a capitated rate, including the Family Mosaic Project in San Francisco and Wrap Milwaukee. Research would need to be conducted to identify the correct capitated rate, and risk pools would need to be developed to ensure implementation does not bankrupt the provider. For example, an initial rate of \$2,400 per year might be a base capitated rate provided for all Medi-Cal children. This initial rate would be used to fund prevention, screening, assessment, family conferencing, and family care management as well as provide flexible funding to support specific interventions or collaborations with Spoke support agencies.

The capitated rate model would mitigate some of the risk and challenges of our current model. Re-appropriating and re-proportioning dollars would allow us to fund a more coherent, developmentally appropriate and family-centered system of care. Similar to how managed care operates for physical health, risk would be part of the delivery system and the Hub would share risk. A Hub would have a budget based on its panel size and possible risk adjustment. This would assure yearly funding for the number of children and families a Hub serves, create more robust staffing of peer Hub Family Care Managers, afford flexibility to hire diverse staff from different disciplines, and provide the ability to build an array of services that ranges from prevention to intervention.

²⁸ Urban Institute. (2016). Payment Methods and Benefit Designs: How they Work and How They Work Together to Improve Healthcare. Primary Care Capitation [PDF File]. Retrieved from <https://www.urban.org/sites/default/files/publication/80301/2000776-Payment-Methods-How-They-Work.pdf>

A healthier California is within our reach.

Early childhood wellness is dependent upon the ability to foster, maintain, and sustain healthy caregiver attachments within the context of a healthy ecosystem and available and culturally reflective coordinated services. The proposed new model of care supports caregiver and child attachment and bonding during the critical early stages of life by honoring the importance of early prevention, identification, and support to combat adversity and bolster protective factors and family resilience. Our administrative delivery and financing systems need to be able to support child wellness in the overall context of family and community. Building upon protective factors and an understanding of child wellbeing as a product of whole-family wellbeing and structural and systemic factors, the Whole-Family Wellness model provides the backbone for California to ensure that we address root causes of suffering and promote healing and wellness to enable California's children and youth to thrive. This early childhood model is consistent and reflective of the national recommendations found in the comprehensive report, *A New Vision for Whole-Family, Whole-Community Behavioral Health*.²⁹

As systems leaders, advocates, and policymakers, it is our job to ensure effective access and delivery of needed supports and services. In order to achieve this vision in California, we recommend that:

1. The leadership and choices of families and caregivers of young children enrolled in Medi-Cal be at the forefront of designing a new early childhood system of care.
2. California establish a workgroup with families and caregivers to further design a Whole-Family Wellness Hub-and-Spoke model that includes a timeline for piloting and implementation.
3. California use implementation science and quality improvement models to support early adopters and build practices that can effectively spread and be coordinated across the state.
4. California hold itself accountable to improving outcomes for children—the next generation of Californians—instead of protecting the status quo.

Healthcare systems need to be accountable to those they serve, and a process for including families in the design of this system is what we need to realize this vision. The Whole-Family Wellness Hub-and-Spoke model is a starting point for a redesign of our system. Together we can find the will, skill, and process to re-center our system on the needs of families, involve them in future decision-making, and pave the new road ahead.

²⁹ Georgetown Center on Poverty and Inequality. (2019). Reimagining Behavioral Health: a new vision for whole-family, whole-community behavioral health. Retrieved from <http://www.georgetownpoverty.org/issues/health-human-services/reimagining-behavioral-health/>